



ASIAN FIXED INCOME OUTLOOK

July 2018

Summary

- In June, the US Treasury (UST) curve flattened. The US Federal Reserve (Fed)'s 25 basis points (bps) rate hike was accompanied by a more hawkish tone, supporting higher short-term rates. The European Central Bank (ECB) laid out plans to wind down its bond-buying programme by end of the year. Sino-US trade tensions escalated at month-end.
- Overall, 2-year and 10-year yields ended at 2.53% and 2.86% respectively, about 10bps higher and 0.2bps lower compared to end-May.
- As for Asian credit, overall performance was negative as weak market sentiment pushed credit spreads wider. Asian high-grade returned -0.21% and Asian high-yield returned -1.38%.
- Within the region, inflationary pressures printed mostly higher in May. Monetary policies in India, Indonesia and the Philippines raised policy rates, while the People's Bank of China (PBoC) announced a targeted Reserve Requirement Ratio (RRR) cut.
- In China, business activity slowed down in May. There was a moderation in year-on-year growth rates of industrial production, investment and retail sales.
- Meanwhile, the primary market activity moderated in June, particularly within the high-yield space given weak market sentiment. There were 18 new issues worth around USD 8.15bn in the high-grade space, while the high-yield space saw a total of just 10 new issues worth about USD 1.95bn.
- On local currency bonds, we prefer China, Singapore and Malaysia bonds. Chinese policymakers' shift to monetary easing, Singapore's 'safe haven' status vis-à-vis regional peers and the relatively attractive real yields of Malaysian bonds are reasons that support our view.
- On the currency front, we prefer the Malaysian Ringgit (MYR) over the Singapore Dollar (SGD) and Korean Won (KRW). South Korea and Singapore are relatively more vulnerable to supply chain disruptions from further trade friction. Meanwhile, Malaysia's currency account position has been improving, and economic activity remains robust. Higher oil prices are likely to provide additional support to the MYR.
- Asian credit continues to be confronted by a number of issues. Monetary policy tightening, especially in the US, is expected to continue in 2H2018. Trade tensions are also unlikely to abate in the near term.
- In China, tightening onshore liquidity, rising onshore defaults and rising refinancing concerns for smaller issuers have weakened sentiment particularly towards China high-yield issues. Meanwhile, the reduction in new issuance is more reflective of a lacklustre demand than a slower pipeline of issues. All-in yields are also beginning to look more attractive.

Asian Rates and FX

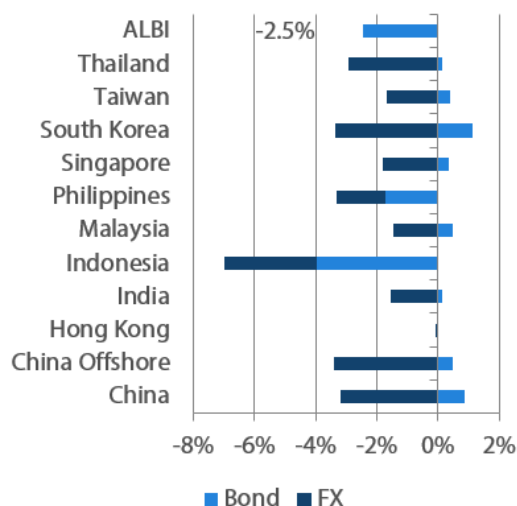
Market Review

The US Fed raised short term interest rates by another 25bps
The UST yield curve flattened in June. Yields initially traded higher ahead of policy meetings scheduled for the three major central banks. Mid-month, the US Fed delivered the widely anticipated second 25bps hike for the year. The rate rise was accompanied by a more hawkish tone, supporting higher short-term rates. Over in Europe, although the ECB laid out plans to wind down its bond-buying programme by end of the year, it declared that interest rates will remain unchanged "at least through the summer of 2019." This dovish guidance spurred buying of long-dated bonds. Meanwhile, the Bank of Japan acknowledged that more work is needed to achieve its inflation

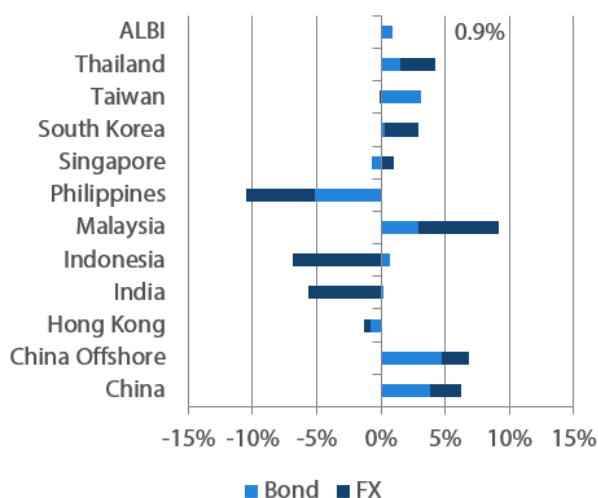
target. Towards month-end, renewed escalation in Sino-US trade tensions further anchored long-end yields lower. Overall, 2-year and 10-year yields ended at 2.53% and 2.86% respectively, about 10bps higher and 0.2bps lower compared to end-May.

Markit iBoxx Asian Local Bond Index (ALBI)

For the month ending 30 June 2018



For the year ending 30 June 2018



Source: Markit iBoxx Asian Local Currency Bond Indices, Bloomberg, 30 June 2018

Note: Bond returns refer to ALBI indices quoted in local currencies while FX refers to local currency movement against USD. Returns are based on historical prices. Past performance is not necessarily indicative of future performance.

Monetary authorities in India, Indonesia and the Philippines raised policy rates

The Reserve Bank of India's Monetary Policy Committee voted unanimously in favour of hiking policy rates by 25bps. However, the central bank refrained from signalling a shift to a tightening cycle, and instead, retained its 'neutral' monetary policy stance. Similarly, the Banko Sentral ng Pilipinas (BSP) raised its

benchmark interest rate by another 25bps in June. This follows a similar quarter-point hike last month. While the monetary authority lowered its headline Consumer Price Index (CPI) forecasts for this year and next, it noted that inflation risks remain tilted to the upside. The BSP left the door open for more rate hikes, stating that it stands ready to take further policy actions as needed. Meanwhile, Bank Indonesia (BI) raised its policy rate for the third time in six weeks by a larger than expected 50bps, as it attempts to halt the deepening slide in the rupiah. The central bank also relaxed the loan-to-value ratio for property loans and financing-to-value ratio for property financing – a move it hopes will stimulate the property sector and maintain the momentum of domestic economic recovery and stability of the financial system.

Inflationary pressures print mostly higher in May

Headline CPI inflation in India, the Philippines, Malaysia, Singapore and Thailand all printed higher in May. The acceleration in inflationary pressures in the five countries was prompted in part by higher transport inflation. Notably, Thailand's annual headline inflation rate registered within the central bank's target range for the second straight month. Meanwhile, inflationary pressures in Indonesia and South Korea eased during the same month, prompted by a moderation in food inflation. Elsewhere, headline CPI in China remained unchanged.

Chinese activity data registered weak

Business activity in China slowed in May. There was a moderation in year-on-year growth rates of industrial production, investment and retail sales. The slowdown in industrial production stemmed mainly from the manufacturing sector, while a moderation in sales of construction and decoration materials, and automobile sales prompted the drop in retail sales growth. The continued focus on financial deleveraging also led to a marked contraction in shadow banking activity. Notably, aggregate financing halved in May from April. The disappointing data could have prompted the Chinese central bank to maintain its 7-day OMO reverse repo rate and other quasi policy rates, moving away from its previous practice of following US Fed hikes.

Market Outlook

Prefer China, Singapore and Malaysia bonds

We acknowledge a now-heightened risk of prolonged trade tensions between the US and China. Continued deterioration of trade relations could further sour investor sentiment on riskier assets, and hit global growth. Markets' risk aversion and expectation of slower growth will be supportive of bonds. Within Asian local government bonds, we prefer China, Singapore and Malaysia bonds. Chinese policymakers' shift to monetary easing should be supportive of bond prices. Malaysia bonds offer relatively attractive real yields, and unlike other central banks in the region, Bank Negara Malaysia is expected to stay on the side-lines. Meanwhile, Singapore's 'safe-haven' status vis-à-vis regional peers would benefit Singapore Government Securities in the near-term.

Prefer MYR over SGD and KRW

We expect the US Dollar (USD) rally to continue, amidst lingering global trade tensions and further policy tightening from the US Fed. Within the region, South Korea and Singapore are relatively more vulnerable to supply chain disruptions from further trade friction, given their highly export-dependent economy. Meanwhile, Malaysia's current account position has been improving, and economic activity remains robust. Consequently, we see the ringgit being less vulnerable to a risk aversion this round, with higher oil prices providing additional support.

Asian Credit

Market Review

Asian credit drifted lower in June

Overall Asian credit registered losses in June, as weak market sentiment pushed credit spreads wider. Asian high-grade returned -0.21% and Asian high-yield returned -1.38%. The significant drop in several Emerging Market (EM) currencies jolted investor sentiment toward EM assets, triggering outflows from EM bond funds. For 1H2018, Asia high-grade returned -1.93%, pressured by rising treasury yields and widening credit spreads. Asian high-yield corporates underperformed, returning -4.26% as credit spreads widened by 91bps.

China announced a targeted RRR cut; monetary authorities in Indonesia, India and the Philippines hiked rates

The Chinese central bank announced it will free up funds for targeted banks by reducing the amount of cash they are required to hold in reserve by 50bps. The cut will be effective 5 July, and is expected to unlock about RMB 700bn of liquidity into the system. The move followed a cabinet meeting that announced China's intention to use monetary policy tools to boost credit support to small and micro enterprises, and help reduce the funding cost of the real economy. During the month, the People's Bank of China (PBoC) also set its fixing for the Renminbi (RMB) to the weakest level against the USD since December 2017. The move triggered widespread concern that China may use its currency as a trade retaliation tool against the US. In contrast to the PBoC's easing of monetary policy, central banks in Indonesia, India and the Philippines raised their respective policy rates. Monetary authorities in India and the Philippines hiked rates by 25bps each, whereas Bank Indonesia (BI)'s move was more aggressive, as it lifted rates by 50bps. Notably, BI has now raised its policy rates by a total of 100bps within just six weeks, as it attempts to stabilise the rupiah. For China property issuers, the National Development and Reform Commission (NDRC)'s announcement that offshore bond issuance can only be used for refinancing and not for financing local property projects or working capital also weakened sentiment towards the sector amid rising concerns over refinancing risk as onshore liquidity remains tight.

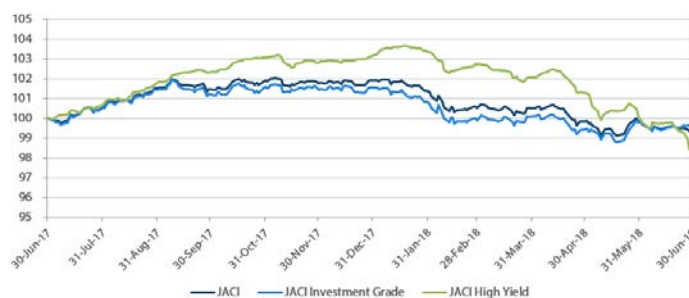
A moderation in primary market activity

There was a marked moderation in primary supply in June, particularly within the high-yield space given weak market

sentiment. Total issuance amounted to about USD 10.1bn. There were 18 new issues worth around USD 8.15bn in the high-grade space, including USD 1.1bn from Huarong Finance and USD 1.5bn issuance from China Construction Bank. Within high-yield, the space saw a total of just 10 new issues, amounting to about USD 1.95bn.

JP Morgan Asia Credit Index (JACI)

Index rebased to 100 at 30 June 2017



Note: Returns in USD. Past performance is not necessarily indicative of future performance. Source: JP Morgan, 30 June 2018

Market Outlook

Asian credit confronted by a number of issues

Entering into 2H2018, monetary policy tightening, especially in the US, looks set to continue. This should remain a headwind for fixed income assets including Asian credit. The ratcheting up of tensions over trade is unlikely to abate in the near term. Asian risk assets including credit are likely to remain under pressure as seen from sharp declines in equities, local currencies and widening credit spreads. Also in China, deleveraging efforts have continued to tighten onshore liquidity with notable declines in shadow banking activities. This coupled with rising onshore defaults and rising refinancing concerns for smaller issuers have weakened sentiment particularly towards China high-yield issues. For a number of other countries, higher oil prices have also fueled concerns about rising current account and fiscal deficits for oil importing countries such as India and Indonesia with their fuel subsidies.

Reduction in new issuance more a function of lacklustre demand, all-in yields beginning to look more attractive

While the supply of new issuances have reduced in the past month, this is more reflective of lacklustre demand than a slower pipeline from issuers. This is likely to continue into July as sentiment remains tepid. While high-grade and high-yield spreads do not look particularly cheap on a historical basis after the widening in 1H2018, all-in yields are now looking more attractive. All-in yields, at 4.71% and 8.30% for high-grade and high-yield corporates respectively, have risen sharply with the rise in UST yields and are now above historical averages seen over the last five years.

Important Information

This document is prepared by Nikko Asset Management Co., Ltd. and/or its affiliates (**Nikko AM**) and is for distribution only under such circumstances as may be permitted by applicable laws. This document does not constitute investment advice or a personal recommendation and it does not consider in any way the suitability or appropriateness of the subject matter for the individual circumstances of any recipient.

This document is for information purposes only and is not intended to be an offer, or a solicitation of an offer, to buy or sell any investments or participate in any trading strategy. Moreover, the information in this material will not affect Nikko AM's investment strategy in any way. The information and opinions in this document have been derived from or reached from sources believed in good faith to be reliable but have not been independently verified. Nikko AM makes no guarantee, representation or warranty, express or implied, and accepts no responsibility or liability for the accuracy or completeness of this document. No reliance should be placed on any assumptions, forecasts, projections, estimates or prospects contained within this document. This document should not be regarded by recipients as a substitute for the exercise of their own judgment. Opinions stated in this document may change without notice.

In any investment, past performance is neither an indication nor guarantee of future performance and a loss of capital may occur. Estimates of future performance are based on assumptions that may not be realised. Investors should be able to withstand the loss of any principal investment. The mention of individual stocks, sectors, regions or countries within this document does not imply a recommendation to buy or sell.

Nikko AM accepts no liability whatsoever for any loss or damage of any kind arising out of the use of all or any part of this document, provided that nothing herein excludes or restricts any liability of Nikko AM under applicable regulatory rules or requirements.

All information contained in this document is solely for the attention and use of the intended recipients. Any use beyond that intended by Nikko AM is strictly prohibited.

Japan: The information contained in this document pertaining specifically to the investment products is not directed at persons in Japan nor is it intended for distribution to persons in Japan. Registration Number: Director of the Kanto Local Finance Bureau (Financial Instruments firms) No. 368 Member Associations: The Investment Trusts Association, Japan/Japan Investment Advisers Association/Japan Securities Dealers Association.

United Kingdom and rest of Europe: This document constitutes a financial promotion for the purposes of the Financial Services and Markets Act 2000 (as amended) (FSMA) and the rules of the Financial Conduct Authority (the FCA) in the United Kingdom (the FCA Rules).

This document is communicated by Nikko Asset Management Europe Ltd, which is authorised and regulated in the United Kingdom by the FCA (122084). It is directed only at (a) investment professionals falling within article 19 of the Financial Services and Markets Act 2000 (Financial Promotions) Order 2005, (as amended) (the Order) (b) certain high net worth entities within the meaning of article 49 of the Order and (c) persons to whom this document may otherwise lawfully be communicated (all such persons being referred to as relevant persons) and is only available to such persons and any investment activity to which it relates will only be engaged in with such persons.

United States: This document is for information purposes only and is not intended to be an offer, or a solicitation of an offer, to buy or sell any investments. This document should not be regarded as investment advice. This document may not be duplicated, quoted, discussed or otherwise shared without prior consent. Any offering or distribution of a Fund in the United States may only be conducted via a licensed and registered broker-dealer or a duly qualified entity. Nikko Asset Management Americas, Inc. is a United States Registered Investment Adviser.

Singapore: This document is for information only with no consideration given to the specific investment objective, financial situation and particular needs of any specific person. You should seek advice from a financial adviser before making any investment. In the event that you choose not to do so, you should consider whether the investment selected is suitable for you. This document has not been reviewed by the Monetary Authority of Singapore. Nikko Asset Management Asia Limited is a regulated entity in Singapore.

Hong Kong: This document is for information only with no consideration given to the specific investment objective, financial situation and particular needs of any specific person. You should seek advice from a financial adviser before making any investment. In the event that you choose not to do so, you should consider whether the investment selected is suitable for you. The contents of this document have not been reviewed by the Securities and Futures Commission or any regulatory authority in Hong Kong. Nikko Asset Management Hong Kong Limited is a licensed corporation in Hong Kong.

Australia: Nikko AM Limited ABN 99 003 376 252 (**Nikko AM Australia**) is responsible for the distribution of this information in Australia. **Nikko AM Australia** holds Australian Financial Services Licence No. 237563 and is part of the Nikko AM Group. This material and any offer to provide financial services are for information purposes only. This material does not take into account the objectives, financial situation or needs of any individual and is not intended to constitute personal advice, nor can it be relied upon as such. This material is intended for, and can only be provided and made available to, persons who are regarded as Wholesale Clients for the purposes of section 761G of the Corporations Act 2001 (Cth) and must not be made available or passed on to persons who are regarded as Retail Clients for the purposes of this Act. If you are in any doubt about any of the contents, you should obtain independent professional advice.

New Zealand: Nikko Asset Management New Zealand Limited (Company No. 606057, FSP22562) is the licensed Investment Manager of Nikko AM NZ Investment Scheme and the Nikko AM NZ Wholesale Investment Scheme.

This material is for the use of researchers, financial advisers and wholesale investors (in accordance with Schedule 1, Clause 3 of the Financial Markets Conduct Act 2013 in New Zealand). This material has been prepared without taking into account a potential investor's objectives, financial situation or needs and is not intended to constitute personal financial advice, and must not be relied on as such. Recipients of this material, who are not wholesale investors, or the named client, or their duly appointed agent, should consult an Authorised Financial Adviser and the relevant Product Disclosure Statement or Fund Fact Sheet (available on our website www.nikkoam.co.nz).

Kingdom of Bahrain: The document has not been approved by the Central Bank of Bahrain which takes no responsibility for its contents. No offer to the public to purchase the Strategy will be made in the Kingdom of Bahrain and this document is intended to be read by the

addressee only and must not be passed to, issued to, or shown to the public generally.

Kuwait: This document is not for general circulation to the public in Kuwait. The Strategy has not been licensed for offering in Kuwait by the Kuwaiti Capital Markets Authority or any other relevant Kuwaiti government agency. The offering of the Strategy in Kuwait on the basis a private placement or public offering is, therefore, restricted in accordance with Decree Law No. 7 of 2010 and the bylaws thereto (as amended). No private or public offering of the Strategy is being made in Kuwait, and no agreement relating to the sale of the Strategy will be concluded in Kuwait. No marketing or solicitation or inducement activities are being used to offer or market the Strategy in Kuwait.

Kingdom of Saudi Arabia: This document is communicated by Nikko Asset Management Europe Ltd (Nikko AME), which is authorised and regulated by the Financial Services and Markets Act 2000 (as amended) (FSMA) and the rules of the Financial Conduct Authority (the FCA) in the United Kingdom (the FCA Rules). This document should not be reproduced, redistributed, or sent directly or indirectly to any other party or published in full or in part for any purpose whatsoever without a prior written permission from Nikko AME.

This document does not constitute investment advice or a personal recommendation and does not consider in any way the suitability or appropriateness of the subject matter for the individual circumstances of any recipient. In providing a person with this document, Nikko AME is not treating that person as a client for the purposes of the FCA Rules other than those relating to financial promotion and that person will not therefore benefit from any protections that would be available to such clients.

Nikko AME and its associates and/or its or their officers, directors or employees may have or have had positions or material interests, may at any time make purchases and/or sales as principal or agent, may provide or have provided corporate finance services to issuers or may provide or have provided significant advice or investment services in any investments referred to in this document or in related investments. Relevant confidential information, if any, known within any company in the Nikko AM group or Sumitomo Mitsui Trust Bank group and not available to Nikko AME because of regulations or internal procedure is not reflected in this document. The investments mentioned in this document may not be eligible for sale in some states or countries, and they may not be suitable for all types of investors.

Oman: The information contained in this document neither constitutes a public offer of securities in the Sultanate of Oman as contemplated by the Commercial companies law of Oman (Royal decree 4/74) or the Capital Markets Law of Oman (Royal Decree 80/98), nor does it constitute an offer to sell, or the solicitation of any offer to buy non-Omani securities in the Sultanate of Oman as contemplated by Article 139 of the Executive Regulations to the Capital Market law (issued by Decision No. 1/2009). This document is not intended to lead to the conclusion of any contract of whatsoever nature within the territory of the Sultanate of Oman.

Qatar (excluding QFC): The Strategies are only being offered to a limited number of investors who are willing and able to conduct an independent investigation of the risks involved in an investment in such Strategies. The document does not constitute an offer to the public and should not be reproduced, redistributed, or sent directly or indirectly to any other party or published in full or in part for any purpose whatsoever without a prior written permission from Nikko Asset Management Europe Ltd (Nikko AME). No transaction will be

concluded in your jurisdiction and any inquiries regarding the Strategies should be made to Nikko AME.

United Arab Emirates (excluding DIFC): This document and the information contained herein, do not constitute, and is not intended to constitute, a public offer of securities in the United Arab Emirates and accordingly should not be construed as such. The Strategy is only being offered to a limited number of investors in the UAE who are (a) willing and able to conduct an independent investigation of the risks involved in an investment in such Strategy, and (b) upon their specific request.

The Strategy has not been approved by or licensed or registered with the UAE Central Bank, the Securities and Commodities Authority or any other relevant licensing authorities or governmental agencies in the UAE. This document is for the use of the named addressee only and should not be given or shown to any other person (other than employees, agents or consultants in connection with the addressee's consideration thereof).

No transaction will be concluded in the UAE and any inquiries regarding the Strategy should be made to Nikko Asset Management Europe Ltd.