



# FROM THE EQUITY DESK

## Monthly Outlook

### Summary

- Asia ex-Japan (AxJ) equities returned 6.2% in US Dollar (USD) terms, outperforming MSCI World. Singapore, Hong Kong and Chinese equities outperformed while Indonesia, Malaysia and Thailand lagged. Asian currencies generally strengthened against the USD over the month.
- Singapore stocks were buoyed by better-than-expected fourth-quarter GDP growth, while the Hong Kong index was underpinned by financial stocks on the improving outlook for margins from higher global interest rates.
- Meanwhile, MSCI China gained 6.8% in USD terms, led by the industrials, materials and internet sectors. Producer price inflation increased, while manufacturing PMI remained in expansion territory.
- Conversely, demand for Thai and Indonesian equities was muted following their solid performance in 2016. Softer coal prices and lingering asset quality concerns across major banks dampened sentiment towards Indonesia's larger stocks.
- As inflation picks up across a number of countries, we try to look for companies that stand to benefit from a reflationary environment. Meanwhile, valuations for AxJ remain relatively attractive, while earnings revisions have started to trend up.
- We maintain an overweight to China, with a preference to sectors such as internet, tourism and healthcare, and continue to favour India, where companies have witnessed limited impact from the government's demonetisation policy. Conversely, we remain selective in developed Asia and ASEAN.

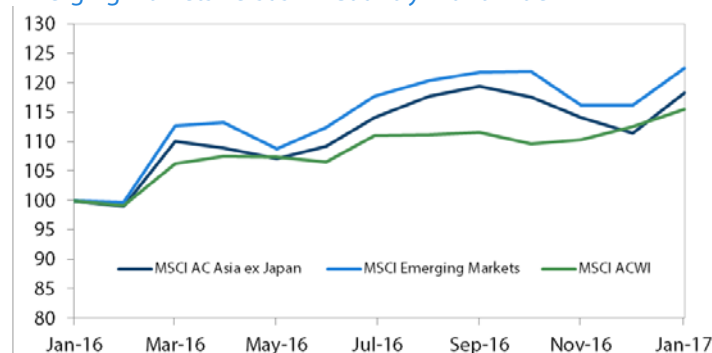
### Asian Equity

#### Market Review

- Asia ex-Japan equities rose in January

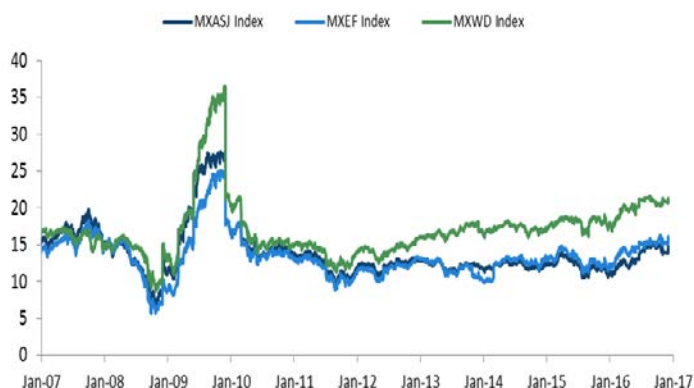
Asian equity markets started the year on the front foot with the MSCI AxJ Index up 6.2% in USD terms. Returns bettered MSCI World's 2.4% gain during the month. Equity gains contributed 4.9% while Asian currency appreciation relative to the USD added a further 1.3%. Singapore, Hong Kong and Chinese equities outperformed while Indonesia, Malaysia and Thailand lagged. From a sector standpoint, technology and materials continued to witness strong demand while traditional defensive sectors, utilities, staples and healthcare underperformed. Markets were driven higher by better economic data across the region, higher materials prices and the anticipation of policy led stimulus emanating from the US.

#### 1-Year Market Performance of MSCI Asia ex Japan versus Emerging Markets versus All Country World Index



Source: Bloomberg, 31 January 2017. Returns are in USD. Past performance is not necessarily indicative of future performance.

### MSCI Asia ex Japan versus Emerging Markets versus All Country World Index Price-to-Earnings



Source: Bloomberg, 31 January 2017. Returns are in USD. Past performance is not necessarily indicative of future performance.

- Singapore buoyed by growth data; Hong Kong by financial stocks

The MSCI Singapore index returned 8.3% in USD terms for the month of January. A slew of much better economic data for the fourth quarter saw analysts and market participants more optimistic that the economy has passed through the lows of the cycle. Fourth quarter GDP rebounded to 1.8% year-on-year against expectations of only 0.3% growth. This was led by stronger exports and industrial production, in particular within the technology sector. MSCI Hong Kong also finished the month strongly, up 7.7%, although this was led by financial stocks on the improving outlook for margins from higher global interest rates.

- China also ended the month higher

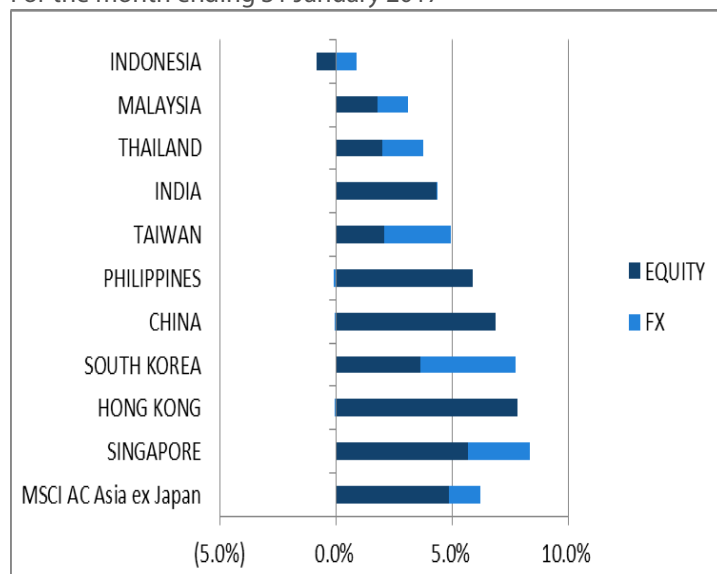
Chinese equities also had a strong month with MSCI China up 6.8% in USD terms, led by industrials, materials and internet sectors. Producer price inflation (PPI), the price of goods coming out of the factory gate, increased by 5.5% in December and the manufacturing Purchase Managers' Index (PMI) remained in expansion territory at 51.4. Public Private Partnership (PPP) projects and higher commodity prices gave rise to a more optimistic earnings outlook for industrial and material stocks. The internet sector was driven by Alibaba which reported better than expected results on the back of better cloud revenues and strong core e-commerce growth. Revenues were up 54% year on year.

- Conversely, Indonesia and Thailand lagged

Some of last year's better performing markets started off 2017 on a weaker note with MSCI Indonesia up only 0.1% in USD terms while MSCI Thailand was up 3.7%. A softening in coal prices and lingering asset quality concerns across major banks meant subdued demand for some of Indonesia's larger stocks. Demand for Thai equities was also muted given their strong performance last year.

### MSCI AC Asia ex Japan Index

For the month ending 31 January 2017

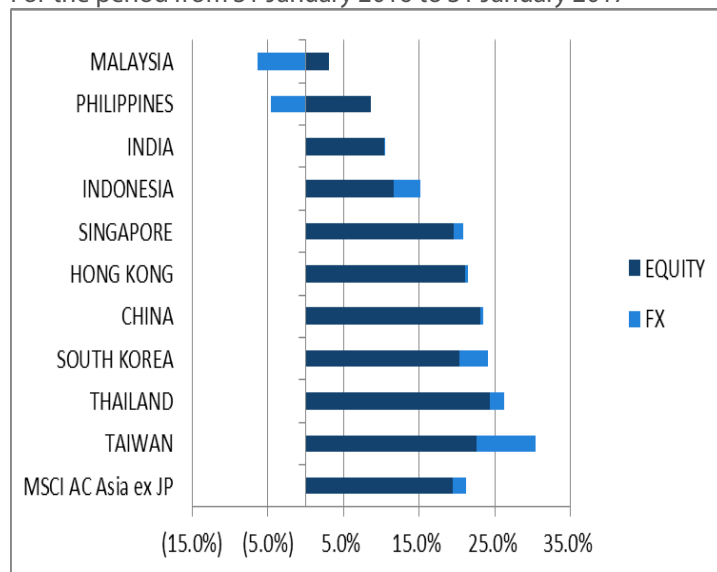


Source: Bloomberg, 31 January 2017

Note: Equity returns are single country MSCI indexes and are in local currencies while FX and MSCI Asia ex Japan returns are in USD. Returns are based on historical prices. Past performance is not necessarily indicative of future performance.

### MSCI AC Asia ex Japan Index

For the period from 31 January 2016 to 31 January 2017



Source: Bloomberg, 31 January 2017

Note: Equity returns are single country MSCI indexes and are in local currencies while FX and MSCI Asia ex Japan returns are in USD. Returns are based on historical prices. Past performance is not necessarily indicative of future performance.

### Market Outlook

- Focus on beneficiaries of reflationary environment

Globally investors seem transfixed by policy rhetoric and "tweets" from the newly sworn in President Trump. This has distracted from otherwise improving economic conditions in the US and a pick-up in trade across the Asia region towards the end of 2016. In today's new anti-globalisation world, the question remains whether traditional export orientated

economies will benefit as much as they may have done in past cycles. We see a greater role for China in this equation, especially if the US remains focused on a protectionist/anti-trade agenda. As inflation picks up across a number of countries, we try to look for those companies that stand to benefit from a reflationary environment. MSCI AxJ trades on a 1.4 times forward price-to-book (P/B) multiple compared to a 2.2 times P/B multiple for MSCI World, while earnings revisions have started to trend up.

- **Maintain overweight to China**

Economic data from China continues to improve despite the rise in domestic interbank rates and a plethora of policy actions to contain capital outflows. The government continues to push PPP programs to encourage greater investment in the near term while the rise in PPI should help ease some pressure at mining and industrial companies. Of note during January was the announcement by the Chinese Steel and Iron Ore Association that it will be clamping down on all illegal operating capacities with a view to eliminate 50 million tonnes per annum (mtpa) of steel capacity (or 6% of Chinese production) by June 2017. We maintain an overweight stance to Chinese stocks with a preference for new economy sectors including internet, tourism and healthcare.

- **Continue to favour India**

India also remains a key overweight and with the reporting season well under way, we note many companies have witnessed limited impact from the government's de-monetisation policy. Private banks experienced large low cost deposit inflows which should structurally lower funding costs for the sector. Corporate orientated banks continued to show high credit costs which we believe is evidence that they are finally acknowledging and providing for problem assets in their legacy books. China's move to curtail illegal steel production has lifted prices globally and this should ease what has been a big problem sector for Indian banks. The upcoming budget session is likely to produce incremental hand-outs for the rural community, particularly in light of the disruption caused by de-monetisation.

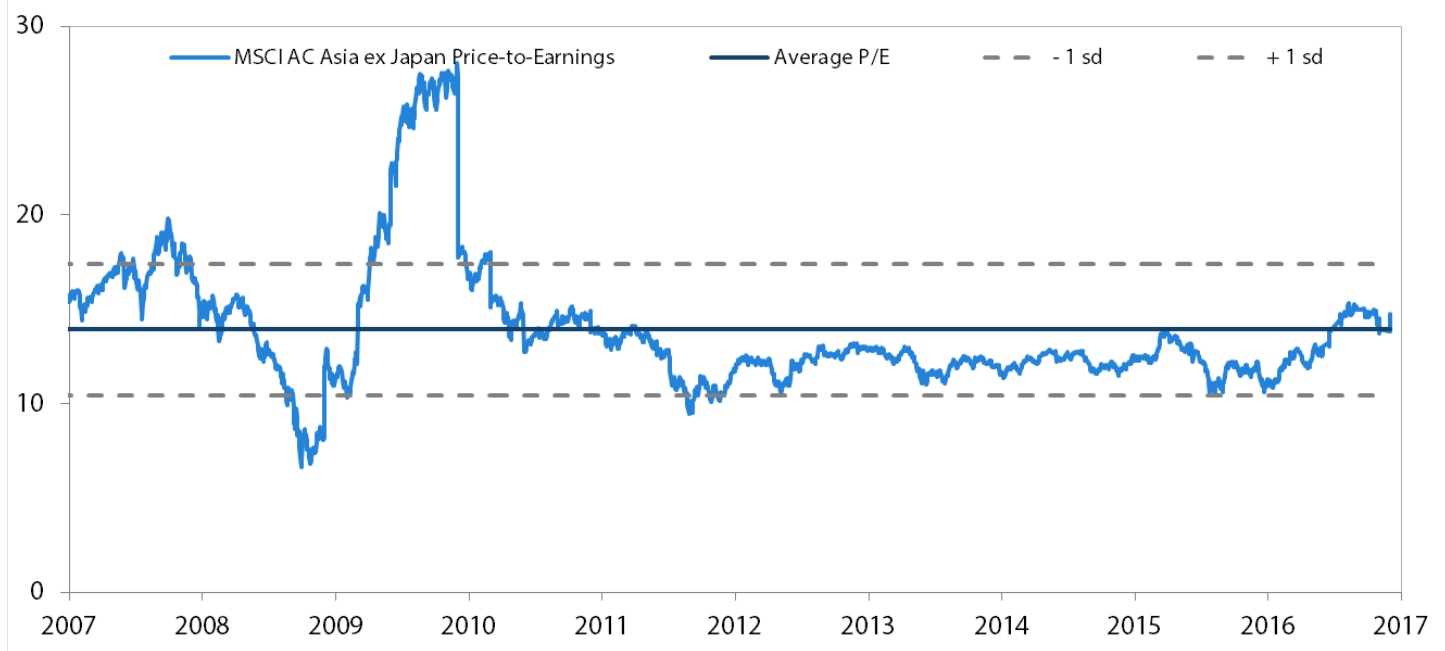
- **Remain selective in developed Asia**

We have become more constructive on more developed Asian market financial stocks owing to the potential improvement in profitability brought about by a pick-up in the global interest rate environment. We do not, however, believe this applies to all, and differentiate according to our views on outstanding asset quality issues and the negative impact of higher rates on domestic growth.

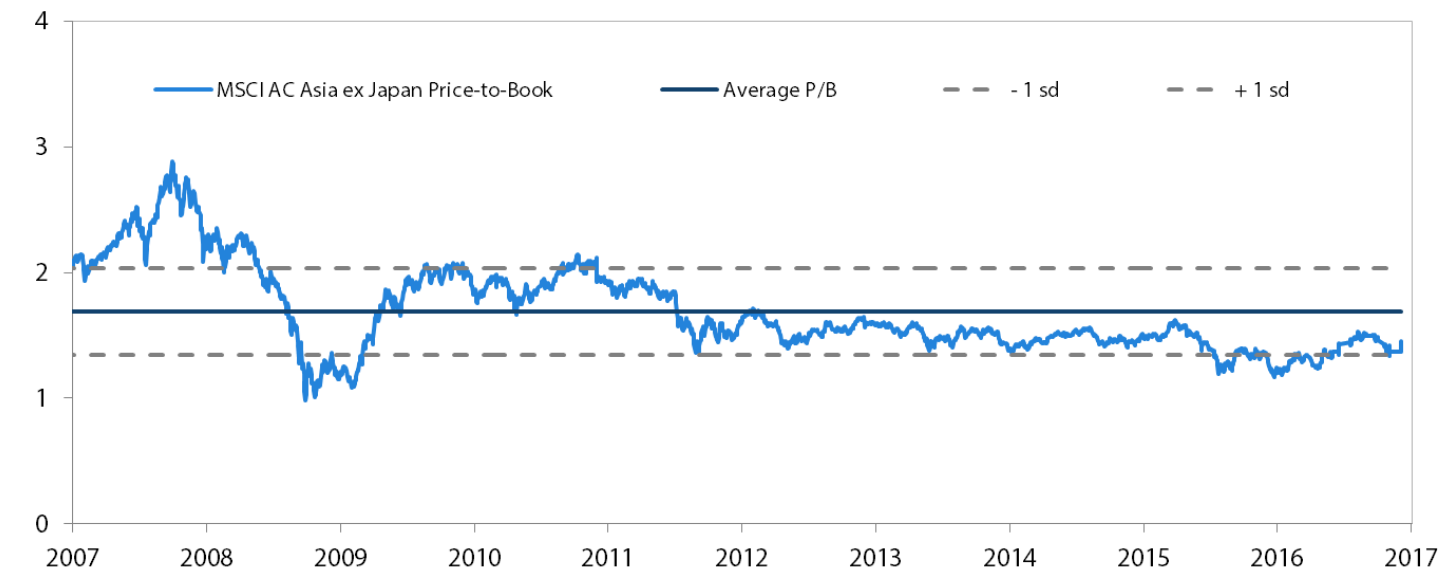
We remain very selective across the traditional export orientated economies of Taiwan, Korea and Singapore, preferring companies in niche sectors with sustainable earnings. While the technology sector has been a key driver of better export numbers thus far, we are wary of each country's sensitivity to US demand and as potential losers from any trade spat between the US and China as has already been evidenced by Korea's agreement to let the US install a Terminal High Altitude Area Defense.

## Appendix

### MSCI AC Asia ex Japan Price-to-Earnings



### MSCI AC Asia ex Japan Price-to-Book



Source: Bloomberg, 31 January 2017. Ratios are computed in USD. The horizontal lines represent the average (the middle line) and one standard deviation on either side of this average for the period shown. Past performance is not necessarily indicative of future performance.

## Important Information

This document is prepared by Nikko Asset Management Co., Ltd. and/or its affiliates (**Nikko AM**) and is for distribution only under such circumstances as may be permitted by applicable laws. This document does not constitute investment advice or a personal recommendation and it does not consider in any way the suitability or appropriateness of the subject matter for the individual circumstances of any recipient.

This document is for information purposes only and is not intended to be an offer, or a solicitation of an offer, to buy or sell any investments or participate in any trading strategy. Moreover, the information in this material will not affect Nikko AM's investment strategy in any way. The information and opinions in this document have been derived from or reached from sources believed in good faith to be reliable but have not been independently verified. Nikko AM makes no guarantee, representation or warranty, express or implied, and accepts no responsibility or liability for the accuracy or completeness of this document. No reliance should be placed on any assumptions, forecasts, projections, estimates or prospects contained within this document. This document should not be regarded by recipients as a substitute for the exercise of their own judgment. Opinions stated in this document may change without notice.

In any investment, past performance is neither an indication nor guarantee of future performance and a loss of capital may occur. Estimates of future performance are based on assumptions that may not be realised. Investors should be able to withstand the loss of any principal investment. The mention of individual stocks, sectors, regions or countries within this document does not imply a recommendation to buy or sell.

Nikko AM accepts no liability whatsoever for any loss or damage of any kind arising out of the use of all or any part of this document, provided that nothing herein excludes or restricts any liability of Nikko AM under applicable regulatory rules or requirements.

All information contained in this document is solely for the attention and use of the intended recipients. Any use beyond that intended by Nikko AM is strictly prohibited.

**Japan:** The information contained in this document pertaining specifically to the investment products is not directed at persons in Japan nor is it intended for distribution to persons in Japan. Registration Number: Director of the Kanto Local Finance Bureau (Financial Instruments firms) No. 368 Member Associations: The Investment Trusts Association, Japan/Japan Investment Advisers Association/Japan Securities Dealers Association.

**United Kingdom and rest of Europe:** This document constitutes a financial promotion for the purposes of the Financial Services and Markets Act 2000 (as amended) (FSMA) and the rules of the Financial Conduct Authority (the FCA) in the United Kingdom (the FCA Rules).

This document is communicated by Nikko Asset Management Europe Ltd, which is authorised and regulated in the United Kingdom by the FCA (122084). It is directed only at (a) investment professionals falling within article 19 of the Financial Services and Markets Act 2000 (Financial Promotions) Order 2005, (as amended) (the Order) (b) certain high net worth entities within the meaning of article 49 of the Order and (c) persons to whom this document may otherwise lawfully be communicated (all such persons being referred to as relevant persons) and is only available to such persons and any investment activity to which it relates will only be engaged in with such persons.

**United States:** This document is for information purposes only and is not intended to be an offer, or a solicitation of an offer, to buy or sell any investments. This document should not be regarded as investment advice. This document may not be duplicated, quoted, discussed or otherwise shared without prior consent. Any offering or distribution of a Fund in the United States may only be conducted via a licensed and registered broker-dealer or a duly qualified entity.

**Singapore:** This document is for information only with no consideration given to the specific investment objective, financial situation and particular needs of any specific person. You should seek advice from a financial adviser before making any investment. In the event that you choose not to do so, you should consider whether the investment selected is suitable for you

**Hong Kong:** This document is for information only with no consideration given to the specific investment objective, financial situation and particular needs of any specific person. You should seek advice from a financial adviser before making any investment. In the event that you choose not to do so, you should consider whether the investment selected is suitable for you. The contents of this document have not been reviewed by the Securities and Futures Commission or any regulatory authority in Hong Kong.

**Australia:** Nikko AM Limited ABN 99 003 376 252 (**Nikko AM Australia**) is responsible for the distribution of this information in Australia. **Nikko AM Australia** holds Australian Financial Services Licence No. 237563 and is part of the Nikko AM Group. This material and any offer to provide financial services are for information purposes only. This material does not take into account the objectives, financial situation or needs of any individual and is not intended to constitute personal advice, nor can it be relied upon as such. This material is intended for, and can only be provided and made available to, persons who are regarded as Wholesale Clients for the purposes of section 761G of the Corporations Act 2001 (Cth) and must not be made available or passed on to persons who are regarded as Retail Clients for the purposes of this Act. If you are in any doubt about any of the contents, you should obtain independent professional advice

**New Zealand:** Nikko Asset Management New Zealand Limited (Company No. 606057, FSP22562) is the licensed Investment Manager of Nikko AM NZ Investment Scheme and the Nikko AM NZ Wholesale Investment Scheme.

This material is for the use of researchers, financial advisers and wholesale investors (in accordance with Schedule 1, Clause 3 of the Financial Markets Conduct Act 2013 in New Zealand). This material has been prepared without taking into account a potential investor's objectives, financial situation or needs and is not intended to constitute personal financial advice, and must not be relied on as such. Recipients of this material, who are not wholesale investors, or the named client, or their duly appointed agent, should consult an Authorised Financial Adviser and the relevant Product Disclosure Statement or Fund Fact Sheet (available on our website [www.nikkoam.co.nz](http://www.nikkoam.co.nz)).

**Kingdom of Bahrain:** The document has not been approved by the Central Bank of Bahrain which takes no responsibility for its contents. No offer to the public to purchase the Strategy will be made in the Kingdom of Bahrain and this document is intended to be read by the addressee only and must not be passed to, issued to, or shown to the public generally.

**Kuwait:** This document is not for general circulation to the public in Kuwait. The Strategy has not been licensed for offering in Kuwait by the Kuwaiti Capital Markets Authority or any other relevant Kuwaiti government agency. The offering of the Strategy in Kuwait on the basis a private placement or public offering is, therefore, restricted in accordance with Decree Law No. 7 of 2010 and the bylaws thereto (as amended). No private or public offering of the Strategy is being made in Kuwait, and no agreement relating to the sale of the Strategy will be concluded in Kuwait. No marketing or solicitation or inducement activities are being used to offer or market the Strategy in Kuwait.

**Kingdom of Saudi Arabia:** This document is communicated by Nikko Asset Management Europe Ltd (Nikko AME), which is authorised and regulated by the Financial Services and Markets Act 2000 (as amended) (FSMA) and the rules of the Financial Conduct Authority (the FCA) in the United Kingdom (the FCA Rules). This document should not be reproduced, redistributed, or sent directly or indirectly to any other party or published in full or in part for any purpose whatsoever without a prior written permission from Nikko AME.

This document does not constitute investment advice or a personal recommendation and does not consider in any way the suitability or appropriateness of the subject matter for the individual circumstances of any recipient. In providing a person with this document, Nikko AME is not treating that person as a client for the purposes of the FCA Rules other than those relating to financial promotion and that person will not therefore benefit from any protections that would be available to such clients.

Nikko AME and its associates and/or its or their officers, directors or employees may have or have had positions or material interests, may at any time make purchases and/or sales as principal or agent, may provide or have provided corporate finance services to issuers or may provide or have provided significant advice or investment services in any investments referred to in this document or in related investments. Relevant confidential information, if any, known within any company in the Nikko AM group or Sumitomo Mitsui Trust Bank group and not available to Nikko AME because of regulations or internal procedure is not reflected in this document. The investments mentioned in this document may not be eligible for sale in some states or countries, and they may not be suitable for all types of investors.

**Oman:** The information contained in this document neither constitutes a public offer of securities in the Sultanate of Oman as contemplated by the Commercial companies law of Oman (Royal decree 4/74) or the Capital Markets Law of Oman (Royal Decree 80/98), nor does it constitute an offer to sell, or the solicitation of any offer to buy non-Omani securities in the Sultanate of Oman as contemplated by Article 139 of the Executive Regulations to the Capital Market law (issued by Decision No. 1/2009). This document is not intended to lead to the conclusion of any contract of whatsoever nature within the territory of the Sultanate of Oman.

**United Arab Emirates (excluding DIFC):** This document and the information contained herein, do not constitute, and is not intended to constitute, a public offer of securities in the United Arab Emirates and accordingly should not be construed as such. The Strategy is only being offered to a limited number of investors in the UAE who are (a) willing and able to conduct an independent investigation of the risks involved in an investment in such Strategy, and (b) upon their specific request.

The Strategy has not been approved by or licensed or registered with the UAE Central Bank, the Securities and Commodities Authority or any other relevant licensing authorities or governmental agencies in the UAE. This document is for the use of the named addressee only and should not be given or shown to any other person (other than employees, agents or consultants in connection with the addressee's consideration thereof).

No transaction will be concluded in the UAE and any inquiries regarding the Strategy should be made to Nikko Asset Management Europe Ltd.