

# Future Quality Insights

## Investment Insights from the Global Equity Team

December 2020

### Investing for improving returns in a COVID-19 world

By Will Low

Another quarter goes by and we are still (in the United Kingdom anyway) limited in our ability to travel and congregate in offices. In my spare time, I often end up searching vainly for fresh and interesting new content, only to revert to watching stalwarts such as the Bourne film series. It's interesting to observe how technology has evolved since these movies were released and how Hollywood's portrayal of tracking people's locations has quickly become a reality for us all. What I also found interesting was the appeal of not knowing what's next and being taken on an unexpected journey.

While the unexpected makes for gripping viewing, equity investors are looking for the exact opposite. They want to know where they are headed at the outset and would prefer to avoid twists and turns in their investment journey. 2020 however, has been more like a Hollywood script, with a myriad of plot twists such as COVID and the US election cycle. These unexpected twists have also been what every newscaster and by default many investors, have anchored around. The number of expert political pundits or epidemiologists seems to have proliferated massively.

In the physical world, knowing where you are going has evolved incredibly over the recent centuries from the invention of the sextant in the 1700s to today's world where GPS allows our exact location to be measured in centimetres. We can now model with precision the forecasts for long-term profitability of every company we invest in and subject to these inputs, a fair valuation of the business. This precision is hugely helpful in assessing the investment case. But the subjective elements of our inputs are vulnerable to what's happening in the current environment, which can encourage myopia and a major dose of recency bias.

The reality of being blown way off course by these unexpected events is that navigation can feel like using a sextant rather than a GPS to plot your course.



Source: Shutterstock

Our GPS in such times has been our Future Quality philosophy. We always start our journey as shareholders confident that the business we invest in will be a strong franchise delivering high returns on capital; that is has a management team we can trust, and a strong balance sheet to weather both the good and bad times ahead. These credentials have proven their worth when unexpected situations such as the COVID-19 crisis emerge.

The journey involves investing in growing companies that we believe will attain and sustain high returns on invested capital. This includes those can beat the odds of high returns fading back towards the cost of capital and also those that are on a path to higher returns on capital, which the market does not yet recognise. When the path gets confused, as it has been by the COVID-19 situation and, to a lesser extent by the political shennanigans, we just keep reviewing whether the logic and forecasts we started with are still relevant and the case Future Quality is still there.

We have talked extensively about the quality metrics we seek in prior insights and these change little quarter to quarter. The focus therefore in this update is on the following key questions we have been asking on every company in our portfolios.

1. **Are returns improving?** The trajectory of future returns is key to superior share price returns and this is what excites us when we research companies. Over a minimum of the next five years, a company has to grow and either sustain very high returns on capital or be on a path to these higher returns. When investors recognise that a company is on such a path, the outcome for shareholders tends to be rather good.
2. **Is the valuation attractive or expensive?** Having a long-term horizon (over five years) when assessing businesses—a longer duration than the majority of market participants—we are quite comfortable if there is a premium valuation from a historical perspective. This “premium” quickly disappears when there is a subsequent delivery of superior growth and high or typically improving returns on capital. However, this discounting of future profits by the market can vary by both the duration and degree of optimism, and if the valuation already factors in a best case outcome, it should be a catalyst to sell in favour of better alternatives.

We believe that investing in Future Quality companies will lead to outperformance over the full market cycle. Our strategy is based on fundamental, bottom-up research therefore sector and country allocations are a function of stock selection. The Global Equity strategy is a concentrated, high conviction portfolio with a high active share ratio.

### Investing for improving returns in a COVID-19 world

To state the obvious, 2020 has turned out to be annus horribilis for many. Even well managed businesses have been caught on the wrong side of the work from home/out of home divide. Forced acquaintance with a home desk, video communication technology, and a hiatus in commuting have imposed change on everyone. In particular, this has accelerated a variety of structural trends already in place, bringing forward growth and profitability for many of our key holdings. The following holdings (~60% of the portfolio) are benefitting from these broader and accelerating structural trends:

<b>Gaming</b>	Nintendo, Tencent, Sony.
<b>Cloud adoption</b>	Microsoft, Adobe, Accenture, Amazon.
<b>Healthcare solution providers</b>	LHC, Philips, Anthem, LabCorp, Danaher, Bio-Techne, LivaNova, Encompass Health.
<b>Home delivery</b>	Meituan Dianping, HelloFresh, Amazon.
<b>Power of data analysis</b>	TransUnion, Verisk, AON, Palomar, Progressive.

Putting valuation to one side (we will discuss later) the superior quality and growth metrics of these businesses will likely remain. They are still on the path we seek, albeit travelling at a quickened pace.

However, the COVID-19 world is very much about winners and losers and hence the intense focus for most investors on vaccines, a normalisation of activity and the hope for rebound in profitability. We have never pretended to be

*Reference to individual stocks is for illustration purpose only and does not guarantee their continued inclusion in the strategy's portfolio, nor constitute a recommendation to buy or sell.*

epidemiologists, but have remained comfortable that a rebound in activity would indeed occur over time. Before this can occur, markets will have to keep addressing the following challenges:

- The globalisation wave is over as China moves towards domestic priorities and the battle of global technology leadership continues. Freedom of movement for trade and capital will become more restrictive, with politicians defining the pace of this change.
- Higher unemployment in societies with high inequalities is a troublesome cocktail, and governments will do everything in their power to support businesses and create employment. Zombie businesses will continue to operate in many industries and be a hindrance to future pricing power.
- Growing government debt burdens can only be supported if borrowing costs remain suppressed by quantitative easing. This will make the yield curve a poor profit source for many financial businesses and those countries unable to undertake this QE yield management will be relative losers.

On the winning side of the ledger will be the prospects for greater spending by governments on the environmental challenges we all face. In our view, the 'green deal' will become the real deal. Hence we see significant opportunities for the businesses that solve these challenges with the right products and solutions for a growing customer base. We believe our holdings in [Daikin](#), [Kingspan](#), [Schneider](#), [SolarEdge](#), [Johnson Matthey](#), [Woodward](#) and [Deere & Co](#) are all beneficiaries of these trends.

Looking through the COVID-19 cycle we do see demand gradually returning to pre- COVID-19 levels over time, albeit with the duration varying considerably between the extremes of airline operators and used car garages, the latter benefitting from an enduring wariness in using public transport in the West. Our constant focus on high cash flow returns and strong balance sheets makes us confident that our companies with COVID-19 headwinds will be the survivors set to benefit from the recovery when it does occur. Our current research focus is on trying to assess whether investors' expectations of a normalisation in activity for COVID-19 impacted companies are too quick or too slow.

Above all else though, the path of improving returns on capital is invariably unique to each company and this is the attribute we most focus on when researching the companies we invest in. Any thematic explanation of portfolio positioning is just the aggregation of individual high conviction investment ideas.

## Valuation dispersions – time to reassess?

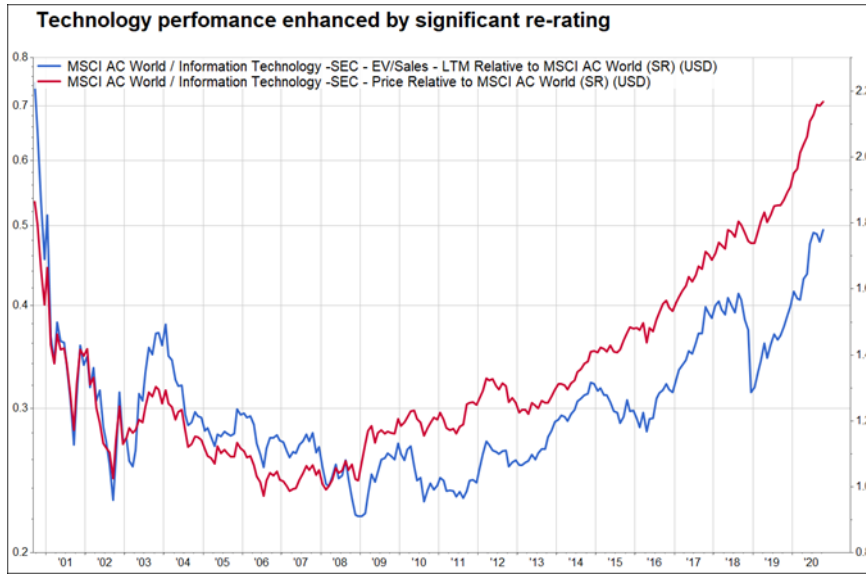
Valuation is one of the key pillars that all of our holdings have to meet to be deemed Future Quality. We forecast future growth, profitability and cash flows for the next five years (as a minimum) for the businesses we invest in. These forecasts drive the valuation models we use when analysing each business and they are used to assess whether a supporting valuation pillar is in place. For most investors, valuation is anchored around historical metrics of profitability and as a result the virtues of compounding better growth and high or improving returns on capital are often missed by those focused on available backward looking quantitative measures. Hence we have always been relaxed about paying a premium for the higher quality businesses we invest in, as this premium is typically proven to be illusory by the delivery of subsequent cash flow generation.

The reaction of central banks to the COVID-19 situation has been to inject significant liquidity into financial systems through the use of quantitative easing, and to indicate that they will do more of the same as required. For those countries able to undertake such measures, investors have quite rationally assumed an enduringly lower cost of risk-free capital. This is the key factor supporting overall equity market valuations as we believe the real returns from alternative asset classes such as cash or government bonds are derisory and unlikely to solve the return targets of most asset owners.

However, this rational explanation for overall market valuations becomes more uncomfortable when assessing the fair price for individual companies. Investors have continued to seek companies where there is high confidence of superior growth and profitability, with some larger cap technology or consumer Internet businesses being notable examples. This is the rational part. The less rational part is the desire for some investors to 'rent' parts of the market that are deemed more attractive for now. This attractiveness appears to have become more superficial, with thematics and momentum encouraging participation, particularly by retail investors, whilst the fundamentals such as making profits or generating cash flow have been glossed over for now. For those who have invested through multiple periods of market exuberance and panic, there is now too much exuberance in some pockets of the market, and this is primarily in the technology sector.

*Reference to individual stocks is for illustration purpose only and does not guarantee their continued inclusion in the strategy's portfolio, nor constitute a recommendation to buy or sell.*

**Chart 1: Technology performance enhanced by significant re-rating**



Source: FactSet November 2020.

Where high share price returns have been dominated by higher valuations rather than improvements in future profitability, we have been reviewing the investment case. Within our investment process this is flagged in a disciplined way by our stock ranking tool. As a company’s rank declines, we adjust weightings in favour of better alternatives or may sell completely in favour of better new ideas. Over the last few months (as Chart 2 highlights) this has resulted in lower weights in technology companies.

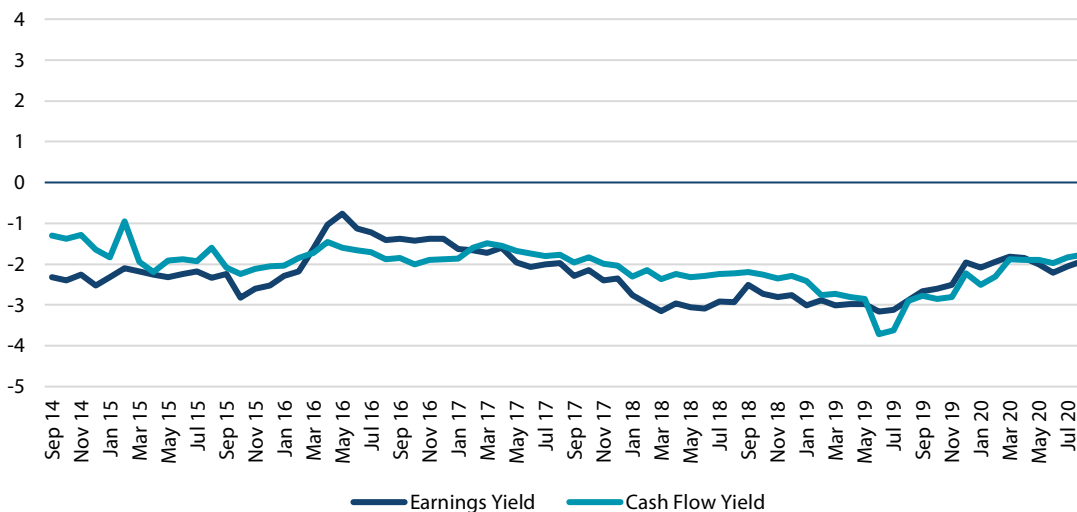
**Chart 2: Information technology active weight**



Source: Nikko AM, FactSet 30 September 2020

At the total portfolio level our historical valuation premium has been maintained at appropriate levels. We look to deliver compound returns for investors and being disciplined about our valuation pillar plays a key part in that.

Chart 3 Composite tilt versus benchmark



Source: Style Analytics, composite portfolio tilts against Morningstar Global benchmark (1.0 correlation to MSCI ACWI). September 2014 to August 2020.

As part of this process, we have added two new holdings over the last few months that we believe are good examples of where we see Future Quality with the valuation pillar being in place.

**Deere & Co** – Technology adoption is a key driver in many industries, as is the case for Deere & Co, the leading provider of agricultural equipment in the US market. This business is moderately cyclical, albeit is now entering an upcycle as the existing ageing fleet requires replacement. What is more interesting is the increased focus on delivering technology solutions for precision agriculture, which we believe will enhance margins from a structural perspective. This, combined with ongoing cost efficiencies will result in returns on capital being less cyclical and to endure at levels that meet our Future Quality thresholds.

**Encompass Healthcare** – Whilst COVID-19 has dominated healthcare headlines the unfortunate reality remains that other diseases are ever present and the need for high quality and cost-effective care in ageing society is as great as ever. Encompass Health is the largest provider in Inpatient Rehabilitation Facilities (IRFs) in the US and if you are unlucky enough to have a stroke or other acute issues you will value their quality care either as an inpatient or via home health. The focus on COVID-19 beneficiaries by investors has left the longer-term growth prospects of this industry leader ignored in our view.

### Being prepared for change

Assessing prior strong market returns is a dilemma we need to address for clients, but it does leave this writer with an uncomfortable feeling that we are doing so in an almost surreal and rather unfair environment. Financial market participants and owners of capital have been the clear winners post the GFC and the same playbook is unfolding in this current crisis. My personal view is that this is not a fair outcome and it is only a matter of time before greater societal backlashes emerge against this. What form this will take and its timing is a significant unknown, but we need to be prepared for changes to the rules of the game. Being pragmatic, willing to accept change and having an investment philosophy that is agnostic to whatever path politicians take us down will be key to being good stewards of client’s capital in the coming years.

Reference to individual stocks is for illustration purpose only and does not guarantee their continued inclusion in the strategy’s portfolio, nor constitute a recommendation to buy or sell.

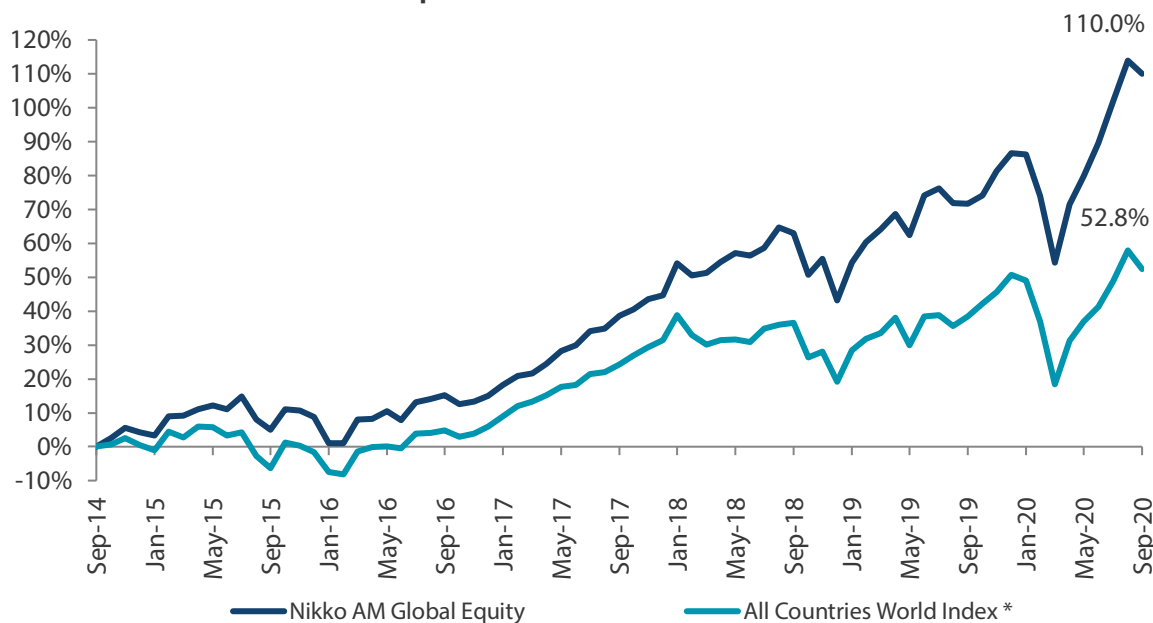
Strong ESG credentials

	Fund	Benchmark	Better than benchmark?
MSCI ESG portfolio rating	AA	A	Yes
ESG scores:			
• Environmental score	5.9	5.6	Yes
• Social score	5.1	4.9	Yes
• Governance score	5.7	5.3	Yes
Normalised Carbon footprint (TCO <sub>2</sub> E/\$M Invested)	8.3	119.8	Yes

Source: MSCI ESG Fund Ratings, September 2020. Data supplied as per the MSCI definitions. Fund is a representative Nikko AM Global Equity Strategy. Benchmark is the MSCI ACWI.

Global Equity Strategy Composite Performance to Q3 2020

Cumulative Returns October 14 to September 20



Nikko AM Gross Annualised Returns (USD) %	1 year	2 years	3 years	5 years	Since Inception
Global Equity Strategy Composite	22.30	13.50	14.84	14.89	13.16
All Countries World Index*	10.44	5.81	7.12	10.27	7.32
<b>Excess Return</b>	<b>11.86</b>	<b>7.68</b>	<b>7.72</b>	<b>4.62</b>	<b>5.84</b>

\*The benchmark for this composite is MSCI All Countries World Index. The benchmark was the MSCI All Countries World Index ex AU since inception of the composite to 31 March 2016. Inception date for the composite is 01 October 2014. Returns are based on Nikko AM's (hereafter referred to as the "Firm") Global Equity Strategy Composite returns. Returns for periods in excess of 1 year are annualised. The Firm claims compliance with the Global Investment Performance Standards (GIPS ®) and has prepared and presented this report in compliance with the GIPS. Returns are US Dollar based and are calculated gross of advisory and management fees, custodial fees and withholding taxes, but are net of transaction costs and include reinvestment of dividends and interest. Copyright © MSCI Inc. The copyright and intellectual rights to the index displayed above are the sole property of the index provider. For more details, please refer to the performance disclosures found at the end of this document. Any comparison to reference index or benchmark may have material inherent limitations and therefore should not be relied upon. Data as of 30 September 2020.


Nikko AM Global Equity: Capability profile and available funds (as at 30 September 2020)

Available strategies	Global ACWI, Global EAFE, Global Developed, Global ex specific country, Sharia, Dividend		
Available vehicles	UCITS-SICAV, Country domiciled mutual funds, unit trusts, investment trusts and segregated accounts		
Key Features of Global ACWI	Current Positioning		Guidelines
Investment Objective	+3% vs MSCI AC World		
No. of holdings	42		40-50
Active share	89.8%		90-95%
Cash	1.6%		0-3%

Target return is an expected level of return based on certain assumptions and/or simulations taking into account the strategy’s risk components. There can be no assurance that any stated investment objective, including target return, will be achieved and therefore should not be relied upon.

Past performance is not indicative of future performance. This is provided as supplementary information to the performance reports prepared and presented in compliance with the Global Investment Performance Standards (GIPS®). Nikko AM Representative Global Equity account. Source: Nikko AM, FactSet.

Nikko AM Global Equity Team



This Edinburgh based team provides solutions for clients seeking global exposure. Their unique approach, a combination of Experience, Future Quality and Execution, means they are continually “joining the dots” across geographies, sectors and companies, to find the opportunities that others simply don’t see.

### Experience

Our five portfolio managers have an average of 23 years' industry experience and have worked together as a Global Equity team for eight years. In 2019, two portfolio analysts, Michael Chen and Ellie Stephenson joined the team and they are the first in a new generation of talent on the path to becoming portfolio managers. The team's deliberate flat structure fosters individual accountability and collective responsibility. It is designed to take advantage of the diversity of backgrounds and areas of specialisation to ensure the team can find the investment opportunities others don't.

### Future Quality

The team's philosophy is based on the belief that investing in a portfolio of Future Quality companies will lead to outperformance over the long term. They define Future Quality as a business that can generate sustained growth in cash flow and improving returns on investment. They believe the rewards are greatest where these qualities are sustainable and the valuation is attractive. This concept underpins everything the team does.

### Execution

Effective execution is essential to fully harness Future Quality ideas in portfolios. We combine a differentiated process with a highly collaborative culture to achieve our goal: high conviction portfolios delivering the best outcome for clients. It is this combination of extensive experience, Future Quality style and effective execution that offers a compelling and differentiated outcome for our clients.

### About Nikko Asset Management

With USD 249.5 billion\* under management, Nikko Asset Management is one of Asia's largest asset managers, providing high-conviction, active fund management across a range of Equity, Fixed Income, Multi-Asset and Alternative strategies. In addition, its complementary range of passive strategies covers more than 20 indices and includes some of Asia's largest exchange-traded funds (ETFs).

\*Consolidated assets under management and sub-advisory of Nikko Asset Management and its subsidiaries as of 30 September 2020.

### Risks

**Emerging markets risk** - the risk arising from political and institutional factors which make investments in emerging markets less liquid and subject to potential difficulties in dealing, settlement, accounting and custody.

**Currency risk** - this exists when the strategy invests in assets denominated in a different currency. A devaluation of the asset's currency relative to the currency of the Sub-Fund will lead to a reduction in the value of the strategy.

**Operational risk** - due to issues such as natural disasters, technical problems and fraud.

**Liquidity risk** - investments that could have a lower level of liquidity due to (extreme) market conditions or issuer-specific factors and or large redemptions of shareholders. Liquidity risk is the risk that a position in the portfolio cannot be sold, liquidated or closed at limited cost in an adequately short time frame as required to meet liabilities of the Strategy.



**Important Information:** This document is prepared by Nikko Asset Management Co., Ltd. and/or its affiliates (**Nikko AM**) and is for distribution only under such circumstances as may be permitted by applicable laws. This document does not constitute personal investment advice or a personal recommendation and it does not consider in any way the objectives, financial situation or needs of any recipients. All recipients are recommended to consult with their independent tax, financial and legal advisers prior to any investment.

This document is for information purposes only and is not intended to be an offer, or a solicitation of an offer, to buy or sell any investments or participate in any trading strategy. Moreover, the information in this document will not affect Nikko AM's investment strategy in any way. The information and opinions in this document have been derived from or reached from sources believed in good faith to be reliable but have not been independently verified. Nikko AM makes no guarantee, representation or warranty, express or implied, and accepts no responsibility or liability for the accuracy or completeness of this document. No reliance should be placed on any assumptions, forecasts, projections, estimates or prospects contained within this document. This document should not be regarded by recipients as a substitute for the exercise of their own judgment. Opinions stated in this document may change without notice.

In any investment, past performance is neither an indication nor guarantee of future performance and a loss of capital may occur. Estimates of future performance are based on assumptions that may not be realised. Investors should be able to withstand the loss of any principal investment. The mention of individual securities, sectors, regions or countries within this document does not imply a recommendation to buy or sell. Nikko AM accepts no liability whatsoever for any loss or damage of any kind arising out of the use of all or any part of this document, provided that nothing herein excludes or restricts any liability of Nikko AM under applicable regulatory rules or requirements. All information contained in this document is solely for the attention and use of the intended recipients. Any use beyond that intended by Nikko AM is strictly prohibited.

**Japan:** The information contained in this document pertaining specifically to the investment products is not directed at persons in Japan nor is it intended for distribution to persons in Japan. Registration Number: Director of the Kanto Local Finance Bureau (Financial Instruments firms) No. 368 Member Associations: The Investment Trusts Association, Japan/Japan Investment Advisers Association.

**United Kingdom and rest of Europe:** This document is communicated by Nikko Asset Management Europe Ltd, which is authorised and regulated in the United Kingdom by the Financial Conduct Authority (the FCA) (FRN 122084). This document constitutes a financial promotion for the purposes of the Financial Services and Markets Act 2000 (as amended) (FSMA) and the rules of the FCA in the United Kingdom, and is directed at professional clients as defined in the FCA Handbook of Rules and Guidance.

**United States:** This document may not be duplicated, quoted, discussed or otherwise shared without prior consent. Any offering or distribution of a Fund in the United States may only be conducted via a licensed and registered broker-dealer or a duly qualified entity. Nikko Asset Management Americas, Inc. is a United States Registered Investment Adviser.

**Singapore:** This document is for information to institutional investors as defined in the Securities and Futures Act (Chapter 289), and intermediaries only. Nikko Asset Management Asia Limited (Co. Reg. No. 198202562H) is regulated by the Monetary Authority of Singapore.

**Hong Kong:** This document is for information to professional investors as defined in the Securities and Futures Ordinance, and intermediaries only. The contents of this document have not been reviewed by the Securities and Futures Commission or any regulatory authority in Hong Kong. Nikko Asset Management Hong Kong Limited is a licensed corporation in Hong Kong.

**Australia:** This document is issued in Australia by Nikko AM Limited (ABN 99 003 376 252, AFSL 237563). It is for the use of wholesale clients, researchers, licensed financial advisers and their authorised representatives only.

**New Zealand:** This document is issued in New Zealand by Nikko Asset Management New Zealand Limited (Company No. 606057, FSP22562). It is for the use of wholesale clients, researchers, licensed financial advisers and their authorised representatives only.

**Kingdom of Bahrain:** The document has not been approved by the Central Bank of Bahrain which takes no responsibility for its contents. No offer to the public to purchase the Strategy will be made in the Kingdom of Bahrain and this document is intended to be read by the addressee only and must not be passed to, issued to, or shown to the public generally.

**Kuwait:** This document is not for general circulation to the public in Kuwait. The Strategy has not been licensed for offering in Kuwait by the Kuwaiti Capital Markets Authority or any other relevant Kuwaiti government agency. The offering of the Strategy in Kuwait on the basis a private placement or public offering is, therefore, restricted in accordance with Decree Law No. 7 of 2010 and the bylaws thereto (as amended). No private or public offering of the Strategy is being made in Kuwait, and no agreement relating to the sale of the Strategy will be concluded in Kuwait. No marketing or solicitation or inducement activities are being used to offer or market the Strategy in Kuwait.

**Kingdom of Saudi Arabia:** This document is communicated by Nikko Asset Management Europe Ltd (Nikko AME), which is authorised and regulated by the Financial Services and Markets Act 2000 (as amended) (FSMA) and the rules of the Financial Conduct Authority (the FCA) in the United Kingdom (the FCA Rules). This document should not be reproduced, redistributed, or sent directly or indirectly to any other party or published in full or in part for any purpose whatsoever without a prior written permission from Nikko AME.

This document does not constitute investment advice or a personal recommendation and does not consider in any way the suitability or appropriateness of the subject matter for the individual circumstances of any recipient. In providing a person with this document, Nikko AME is not treating that person as a client for the purposes of the FCA Rules other than those relating to financial promotion and that person will not therefore benefit from any protections that would be available to such clients.

Nikko AME and its associates and/or its or their officers, directors or employees may have or have had positions or material interests, may at any time make purchases and/or sales as principal or agent, may provide or have provided corporate finance services to issuers or may provide or have provided significant advice or investment services in any investments referred to in this document or in related investments. Relevant confidential information, if any, known within any company in the Nikko AM group or Sumitomo Mitsui Trust Holdings group and not available to Nikko AME because of regulations or internal procedure is not reflected in this document. The investments mentioned in this document may not be eligible for sale in some states or countries, and they may not be suitable for all types of investors.

**Oman:** The information contained in this document neither constitutes a public offer of securities in the Sultanate of Oman as contemplated by the Commercial companies law of Oman (Royal decree 4/74) or the Capital Markets Law of Oman (Royal Decree 80/98), nor does it constitute an

offer to sell, or the solicitation of any offer to buy non-Omani securities in the Sultanate of Oman as contemplated by Article 139 of the Executive Regulations to the Capital Market law (issued by Decision No. 1/2009). This document is not intended to lead to the conclusion of any contract of whatsoever nature within the territory of the Sultanate of Oman.

**Qatar (excluding QFC):** The Strategies are only being offered to a limited number of investors who are willing and able to conduct an independent investigation of the risks involved in an investment in such Strategies. The document does not constitute an offer to the public and should not be reproduced, redistributed, or sent directly or indirectly to any other party or published in full or in part for any purpose whatsoever without a prior written permission from Nikko Asset Management Europe Ltd (Nikko AME). No transaction will be concluded in your jurisdiction and any inquiries regarding the Strategies should be made to Nikko AME.

**United Arab Emirates (excluding DIFC):** This document and the information contained herein, do not constitute, and is not intended to constitute, a public offer of securities in the United Arab Emirates and accordingly should not be construed as such. The Strategy is only being offered to a limited number of investors in the UAE who are (a) willing and able to conduct an independent investigation of the risks involved in an investment in such Strategy, and (b) upon their specific request.

The Strategy has not been approved by or licensed or registered with the UAE Central Bank, the Securities and Commodities Authority or any other relevant licensing authorities or governmental agencies in the UAE. This document is for the use of the named addressee only and should not be given or shown to any other person (other than employees, agents or consultants in connection with the addressee's consideration thereof).

No transaction will be concluded in the UAE and any inquiries regarding the Strategy should be made to Nikko Asset Management Europe Ltd.

**Republic of Korea:** This document is being provided for general information purposes only, and shall not, and under no circumstances is, to be construed as, an offering of financial investment products or services. Nikko AM is not making any representation with respect to the eligibility of any person to acquire any financial investment product or service. The offering and sale of any financial investment product is subject to the applicable regulations of the Republic of Korea. Any interests in a fund or collective investment scheme shall be sold after such fund is registered under the private placement registration regime in accordance with the applicable regulations of the Republic of Korea, and the offering of such registered fund shall be conducted only through a locally licensed distributor.

**MSCI:** The MSCI information may only be used for your internal use, may not be reproduced or disseminated in any form and may not be used as a basis for or a component of any financial instruments or products or indices. None of the MSCI information is intended to constitute investment advice or a recommendation to make (or refrain from making) any kind of investment decision and may not be relied on as such. Historical data and analysis should not be taken as an indication or guarantee of any future performance analysis, forecast or prediction. The MSCI information is provided on an "as is" basis and the user of this information assumes the entire risk of any use made of this information. MSCI, each of its affiliates and each other person involved in or related to compiling, computing or creating any MSCI information (collectively, the "MSCI Parties") expressly disclaims all warranties (including, without limitation, any warranties of originality, accuracy, completeness, timeliness, non-infringement, merchantability and fitness for a particular purpose) with respect to this information. Without limiting any of the foregoing, in no event shall any MSCI Party have any liability for any direct, indirect, special, incidental, punitive, consequential (including, without limitation, lost profits) or any other damages. ([www.msci.com](http://www.msci.com)).