

CHINA'S DELEVERAGING – WHEN AND HOW WILL IT END?

China's deleveraging campaign has been underway for more than three years, starting with the real sector and progressing to the financial sector. While excesses in key industrial sectors have been reduced and the overheated bond and currency markets have also corrected sharply, the country's aggregate debt ratios are still not declining. In fact, by the Bank of International Settlements' (BIS) measure, China's credit gap remains well above the early warning threshold of past financial crises. There is, thus, much more to achieve on deleveraging. We think the game changer would be to bring fresh capital flows into the bond market to balance the opposing pressures between deleveraging and growth. The recently launched Bond Connect is a big, possibly final step to allow China's inclusion into global bond indices.

Too much of a good thing, however, comes with risk – the sheer size of the Chinese domestic bond market could entail up to USD200bn of inflows upon its inclusion into three global bond indices. Not only does China need to let go of managing its currency by then, it also has to be careful not to let its economy overheat again. If that latter scenario pans out, the option to close up the capital border may no longer be available given China's status as a member of the IMF Special Drawing Rights (SDR) basket. Quantitative easing comes to mind but this is still a very remote risk. For now, China seems to have planned well the sequencing of policy steps and regulatory changes in the past few years towards rebalancing its economy. We are turning positive on both China fixed income and currency markets.

Deleveraging vs. growth

China's dual goals of deleveraging and maintaining strong growth may not necessarily conflict, but they certainly pose a delicate balancing act for the government. It is a valid concern that deleveraging at all costs could push the economy into a deflation trap that would only deepen the debt crisis. This is probably what drove the PBOC to relax liquidity in the interbank market in June after three quarters of tightening interbank liquidity, several macro prudential measures and two rounds of rate hikes. Much of the real GDP growth rebound from H2 2016 to H1 this year was technical in nature, mostly from inventory restocking and a supply-squeezed property market rebound. However, the country's aggregate debt ratio remains heading towards three times its GDP. In fact, as the regulators for banks, non-bank financial institutions and insurance companies – CBRC, CSRC and CIRC – join up with the PBOC to disentangle highly leveraged cross-investment activities between banks and non-bank institutions, hidden debts could continue to surface.

Real sector vs. financial sector deleveraging

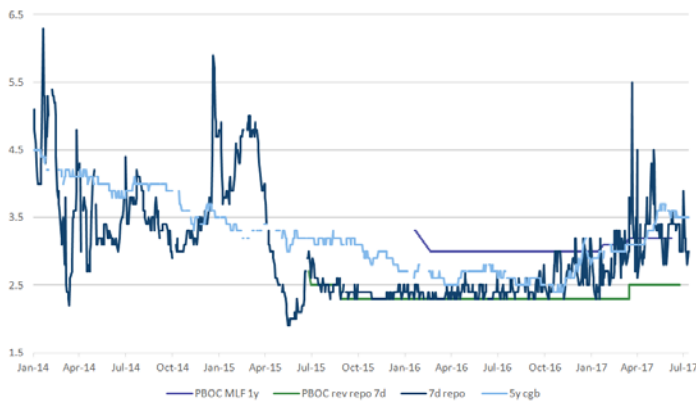
The focus during the last three quarters has been on financial deleveraging. Credit growth has moderated and banks' exposures to shadow banking and off-balance sheet wealth management products (WMP) have been reduced. Leverage in the bond market has also dropped. The interbank NCD market, from which the smaller banks tap liquidity, has started to shrink in issuance volume. Macro prudential measures imposed on capital account activities such as banks' cross-border inter-branch lending have also managed to rein in capital account outflows.

Preceding the financial deleveraging campaign by at least two years, the government was on a "real sector" deleveraging campaign to clamp down on excessive investments across industries from commodities, low-end manufacturing to real estate. Initially targeting local governments and zombie state-owned enterprises (SOEs), the government launched a municipal government bond market and a debt-equity conversion scheme to help in the deleveraging of these unproductive and unsustainable borrowings. Of late, the government is turning to the private sector, cracking down on large Chinese conglomerates' global acquisition spree that has not only contributed to the country's spiraling debts but also straining the capital account.

Severity of financial deleveraging

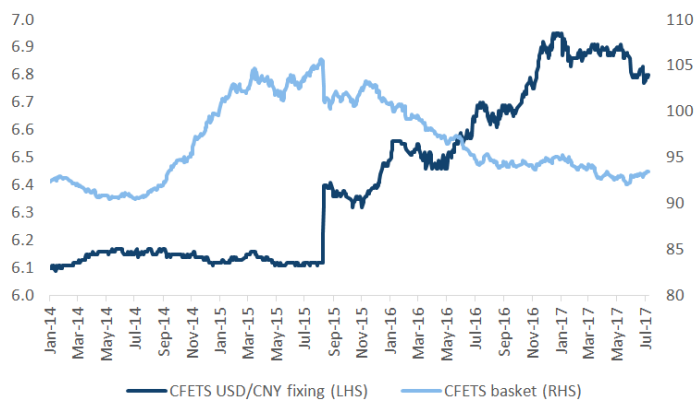
Between real sector and financial sector deleveraging, the latter clearly dealt a bigger blow to the financial markets. The protracted sell-off of the bond market from Q4 2016 into H1 of 2017 was so sharp that it prompted calls for the PBOC to relax its stance in Q2 which it finally did, though mildly, in mid-June. During this period, the CGB yield curve rose by over 120bp and the money market curve rose by over 150bp (see Figure 1). The flattening of the yield curve was deliberately engineered by the PBOC's open market operations (OMO) to purge out leveraging of credit bond positions by banks, securities houses and speculative investors. The PBOC's move to relax liquidity in June brought a mild relief to the market, but it is clear the central bank is not about to completely reverse its course. On the FX front, the CNY continued on its depreciation path that started earlier after the one-off devaluation in August 2015 (see Figure 2). Using the in-house Nikko model, the CNY is now broadly back at fair value, as gauged by the output gap and current account.

Figure 1: Market rates against PBOC OMO corridor rates



Source: Bloomberg, Nikko AM

Figure 2: PBOC fixings for CNY vs basket and USD on the China FX Trade System (CFETS)

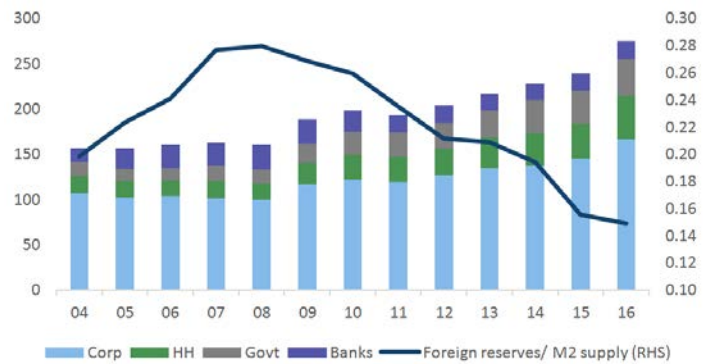


Source: Bloomberg, Nikko AM

How much deleveraging to go? A lot more

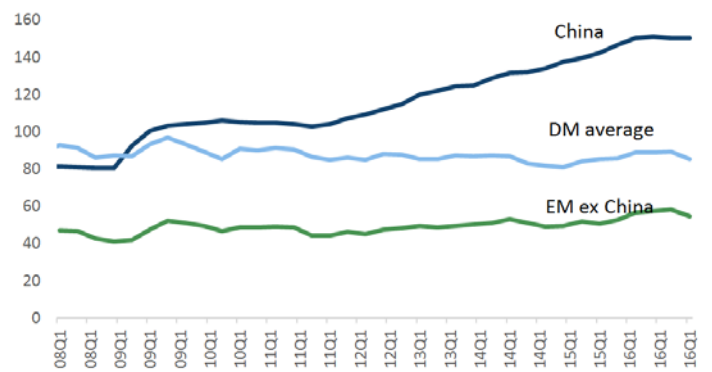
In total, China's deleveraging campaign, from the real sector to the financial sector, has actually been ongoing for more than three years. Results can be seen at the sector levels – bank loans, shadow banking and WMP growth have all cooled, while commodities and industrial production overcapacities have been reduced. At the country level, however, aggregate debt ratios continue to rise relative to its nominal GDP while the foreign reserves cover over broad money fell (see Figure 3). China's corporate debt level is now well above the average levels of both the developed and emerging market groups (see Figure 4). At 24.6% of GDP, China's credit gap (the difference between the private non-financial sector credit-to-GDP ratio and the long-term GDP trend) is deemed by the BIS as well above a 10% threshold that was breached by countries in two thirds of the past banking crises three years ahead of the crises (see Figure 5).

Figure 3: China's debt (% of GDP) vs foreign reserves cover of M2 supply



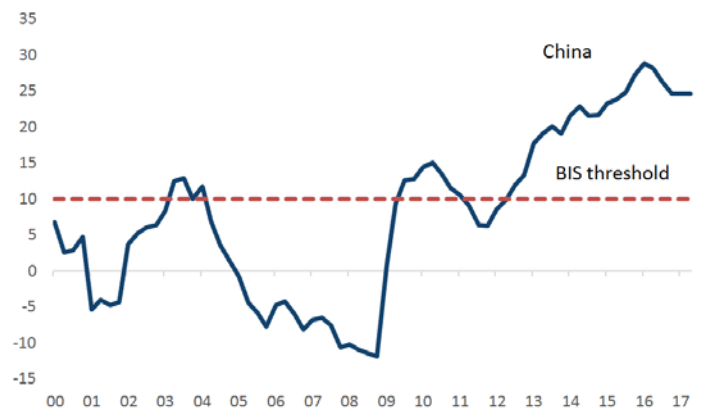
Source: Bloomberg, Nikko AM

Figure 4: China's corporate debt ratio vs DM and EM averages (% of GDP)



Source: JP Morgan, BIS

Figure 5: China's credit gap vs BIS' early warning threshold



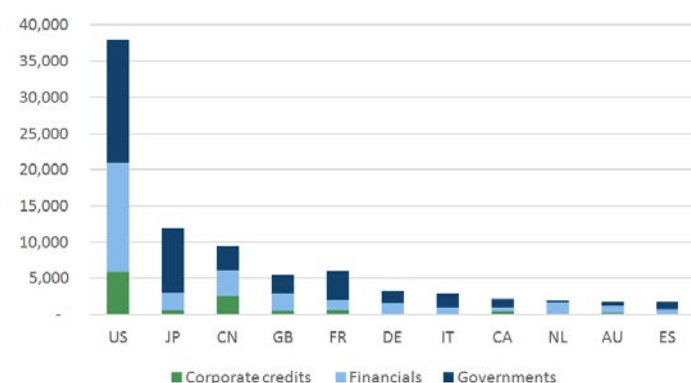
Source: Bloomberg, BIS, Nikko AM

Stop-go monetary policy

Given the extent of over-leveraging, deleveraging should be a long haul for China. A stop-go approach at managing monetary policy and guarding the capital borders had been slow in delivering results. We think a big game changer would be fresh foreign capital flows into the country that can replace the need of the PBOC injecting liquidity to balance the deleveraging risk without exposing the CNY to downward pressure. Such is perhaps the policymakers' plan for the future as they launch a fourth channel for foreign investors to access the onshore bond market. (The first three channels are the Qualified Foreign Institutional Investor (QFII) scheme, the Renminbi RQFII scheme and direct China Interbank Bond Market (CIBM) scheme.)

With no investment quotas and offshore custodian arrangement, the Bond Connect virtually removes the final hurdle for China to be included into the global bond indices. As the world's third largest bond market, the Chinese bond market could potentially see an inflow of at least USD200bn from the inclusions by the three main global bond providers – JP Morgan, Citibank and Bloomberg-Barclays (see Figure 6 and Figure 7).

Figure 6: Global bond market ranking (USD bn)



Source: Standard Chartered

Figure 7: Estimated inflow from global index inclusion

Major Bond Index	Estimated passive AUM (US\$bn)*	Estimated weight	Estimated inflow (US\$bn)
JP Morgan Government Bond Index-Emerging Markets	250	10%	25
Bloomberg-Barclays Global Aggregate*	2,500	5%	125
World Government Bond Index	2,000	5%	100
Sum			250

Source: Bloomberg, Yieldbook, Citi Research. Note: *Estimated passive AUM for both GCB and policy bank notes, excludes AUM loosely tracking the indices. As a cross-sector bond index, Bloomberg-Barclays Global Aggregate is likely to include policy bank notes in addition to GCB upon inclusion decision. Taking out the estimated 3% policy bank note weight in Bloomberg-Barclays Global Aggregate, the estimated passive AUM inflow into GCB alone is estimated at US\$175bn from three indices.

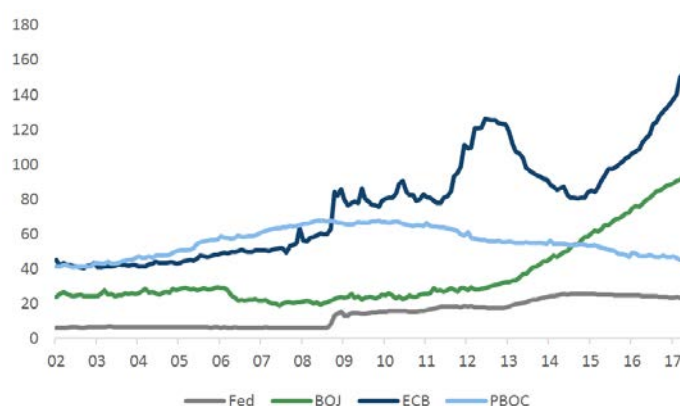
Capital account opening

For now, the Bond Connect remains a one-way opening of the capital border, but the commitment as a member of IMF Special Drawing Rights (SDR) basket means that opening the Bond Connect for outbound investments should follow suit shortly. Adopting a fully open capital account is not a risk-free strategy. Once the capital border is fully open, it is no longer possible for China to control both interest rates and exchange

rates. It is quite clear China is preparing for this as it has already began managing the short-end money market rates while gradually letting go its control over the CNY in the past two years.

The risk instead is the Chinese economy overheats again and closing up the capital account may no longer be an option if this happens. The debt situation could very well spiral out of control then, by which time, quantitative easing (QE) by the PBOC could become an inevitable policy choice. And QE is still an available choice as the PBOC has conscientiously reduced its balance sheet in the aftermath of the global financial crisis unlike the G3 central banks (see Figure 8). But we see QE as a very remote risk at this juncture given that both the bond and currency markets are at much fairer levels after the sharp correction in the last two years.

Figure 8: PBOC's balance sheet vs Fed, BOJ and ECB (% GDP)



Source: BIS, Nikko AM

Turning positive on China bonds and CNY

China decided to rebalance its economy from supply-side to demand-side growth in the aftermath of the global financial crisis. Implementation of such began three to four years ago with the deleveraging of the real sector to curb unproductive investments and cut excess capacities. The government turned to financial sector deleveraging in Q3 2016, targeting shadow banking, wealth management products and highly leveraged financial market trading activities.

Although financial leveraging has since moderated, the country's debt ratios are not declining. With the softening of growth, the pressure is on the PBOC to relax its policy and with that, the concern about reigniting the asset bubble. The big game changer is getting China included into the global bond indices. This can bring about fresh capital inflows to balance the opposing pressures between deleveraging and growth. Given that the fixed income and currency markets have sharply corrected to fairer levels, we believe the risk of reflating the asset bubble is low. We are, thus, turning positive on both Chinese bonds and the CNY.

Important Information

This document is prepared by Nikko Asset Management Co., Ltd. and/or its affiliates (**Nikko AM**) and is for distribution only under such circumstances as may be permitted by applicable laws. This document does not constitute investment advice or a personal recommendation and it does not consider in any way the suitability or appropriateness of the subject matter for the individual circumstances of any recipient.

This document is for information purposes only and is not intended to be an offer, or a solicitation of an offer, to buy or sell any investments or participate in any trading strategy. Moreover, the information in this material will not affect Nikko AM's investment strategy in any way. The information and opinions in this document have been derived from or reached from sources believed in good faith to be reliable but have not been independently verified. Nikko AM makes no guarantee, representation or warranty, express or implied, and accepts no responsibility or liability for the accuracy or completeness of this document. No reliance should be placed on any assumptions, forecasts, projections, estimates or prospects contained within this document. This document should not be regarded by recipients as a substitute for the exercise of their own judgment. Opinions stated in this document may change without notice.

In any investment, past performance is neither an indication nor guarantee of future performance and a loss of capital may occur. Estimates of future performance are based on assumptions that may not be realised. Investors should be able to withstand the loss of any principal investment. The mention of individual stocks, sectors, regions or countries within this document does not imply a recommendation to buy or sell.

Nikko AM accepts no liability whatsoever for any loss or damage of any kind arising out of the use of all or any part of this document, provided that nothing herein excludes or restricts any liability of Nikko AM under applicable regulatory rules or requirements.

All information contained in this document is solely for the attention and use of the intended recipients. Any use beyond that intended by Nikko AM is strictly prohibited.

Japan: The information contained in this document pertaining specifically to the investment products is not directed at persons in Japan nor is it intended for distribution to persons in Japan. Registration Number: Director of the Kanto Local Finance Bureau (Financial Instruments firms) No. 368 Member Associations: The Investment Trusts Association, Japan/Japan Investment Advisers Association/Japan Securities Dealers Association.

United Kingdom and rest of Europe: This document constitutes a financial promotion for the purposes of the Financial Services and Markets Act 2000 (as amended) (FSMA) and the rules of the Financial Conduct Authority (the FCA) in the United Kingdom (the FCA Rules).

This document is communicated by Nikko Asset Management Europe Ltd, which is authorised and regulated in the United Kingdom by the FCA (122084). It is directed only at (a) investment professionals falling within article 19 of the Financial Services and Markets Act 2000 (Financial Promotions) Order 2005, (as amended) (the Order) (b) certain high net worth entities within the meaning of article 49 of the Order and (c) persons to whom this document may otherwise lawfully be communicated (all such persons being referred to as relevant persons) and is only available to such persons and any investment activity to which it relates will only be engaged in with such persons.

United States: This document is for information purposes only and is not intended to be an offer, or a solicitation of an offer, to buy or sell any investments. This document should not be regarded as investment advice. This document may not be duplicated, quoted, discussed or otherwise shared without prior consent. Any offering or

distribution of a Fund in the United States may only be conducted via a licensed and registered broker-dealer or a duly qualified entity. Nikko Asset Management Americas, Inc. is a United States Registered Investment Adviser.

Singapore: This document is for information only with no consideration given to the specific investment objective, financial situation and particular needs of any specific person. You should seek advice from a financial adviser before making any investment. In the event that you choose not to do so, you should consider whether the investment selected is suitable for you. Nikko Asset Management Asia Limited is a regulated entity in Singapore.

Hong Kong: This document is for information only with no consideration given to the specific investment objective, financial situation and particular needs of any specific person. You should seek advice from a financial adviser before making any investment. In the event that you choose not to do so, you should consider whether the investment selected is suitable for you. The contents of this document have not been reviewed by the Securities and Futures Commission or any regulatory authority in Hong Kong. Nikko Asset Management Hong Kong Limited is a licensed corporation in Hong Kong.

Australia: Nikko AM Limited ABN 99 003 376 252 (**Nikko AM Australia**) is responsible for the distribution of this information in Australia. **Nikko AM Australia** holds Australian Financial Services Licence No. 237563 and is part of the Nikko AM Group. This material and any offer to provide financial services are for information purposes only. This material does not take into account the objectives, financial situation or needs of any individual and is not intended to constitute personal advice, nor can it be relied upon as such. This material is intended for, and can only be provided and made available to, persons who are regarded as Wholesale Clients for the purposes of section 761G of the Corporations Act 2001 (Cth) and must not be made available or passed on to persons who are regarded as Retail Clients for the purposes of this Act. If you are in any doubt about any of the contents, you should obtain independent professional advice.

New Zealand: Nikko Asset Management New Zealand Limited (Company No. 606057, FSP22562) is the licensed Investment Manager of Nikko AM NZ Investment Scheme and the Nikko AM NZ Wholesale Investment Scheme.

This material is for the use of researchers, financial advisers and wholesale investors (in accordance with Schedule 1, Clause 3 of the Financial Markets Conduct Act 2013 in New Zealand). This material has been prepared without taking into account a potential investor's objectives, financial situation or needs and is not intended to constitute personal financial advice, and must not be relied on as such. Recipients of this material, who are not wholesale investors, or the named client, or their duly appointed agent, should consult an Authorised Financial Adviser and the relevant Product Disclosure Statement or Fund Fact Sheet (available on our website www.nikkoam.co.nz).

Kingdom of Bahrain: The document has not been approved by the Central Bank of Bahrain which takes no responsibility for its contents. No offer to the public to purchase the Strategy will be made in the Kingdom of Bahrain and this document is intended to be read by the addressee only and must not be passed to, issued to, or shown to the public generally.

Kuwait: This document is not for general circulation to the public in Kuwait. The Strategy has not been licensed for offering in Kuwait by the Kuwaiti Capital Markets Authority or any other relevant Kuwaiti government agency. The offering of the Strategy in Kuwait on the basis a private placement or public offering is, therefore, restricted in accordance with Decree Law No. 7 of 2010 and the bylaws thereto (as amended). No private or public offering of the Strategy is being made in Kuwait, and no agreement relating to the sale of the Strategy will

be concluded in Kuwait. No marketing or solicitation or inducement activities are being used to offer or market the Strategy in Kuwait.

Kingdom of Saudi Arabia: This document is communicated by Nikko Asset Management Europe Ltd (Nikko AME), which is authorised and regulated by the Financial Services and Markets Act 2000 (as amended) (FSMA) and the rules of the Financial Conduct Authority (the FCA) in the United Kingdom (the FCA Rules). This document should not be reproduced, redistributed, or sent directly or indirectly to any other party or published in full or in part for any purpose whatsoever without a prior written permission from Nikko AME.

This document does not constitute investment advice or a personal recommendation and does not consider in any way the suitability or appropriateness of the subject matter for the individual circumstances of any recipient. In providing a person with this document, Nikko AME is not treating that person as a client for the purposes of the FCA Rules other than those relating to financial promotion and that person will not therefore benefit from any protections that would be available to such clients.

Nikko AME and its associates and/or its or their officers, directors or employees may have or have had positions or material interests, may at any time make purchases and/or sales as principal or agent, may provide or have provided corporate finance services to issuers or may provide or have provided significant advice or investment services in any investments referred to in this document or in related investments. Relevant confidential information, if any, known within any company in the Nikko AM group or Sumitomo Mitsui Trust Bank group and not available to Nikko AME because of regulations or internal procedure is not reflected in this document. The investments mentioned in this document may not be eligible for sale in some states or countries, and they may not be suitable for all types of investors.

Oman: The information contained in this document neither constitutes a public offer of securities in the Sultanate of Oman as contemplated by the Commercial companies law of Oman (Royal decree 4/74) or the Capital Markets Law of Oman (Royal Decree 80/98), nor does it constitute an offer to sell, or the solicitation of any offer to buy non-Omani securities in the Sultanate of Oman as contemplated by Article 139 of the Executive Regulations to the Capital Market law (issued by Decision No. 1/2009). This document is not intended to lead to the conclusion of any contract of whatsoever nature within the territory of the Sultanate of Oman.

Qatar (excluding QFC): The Strategies are only being offered to a limited number of investors who are willing and able to conduct an independent investigation of the risks involved in an investment in such Strategies. The document does not constitute an offer to the public and should not be reproduced, redistributed, or sent directly or indirectly to any other party or published in full or in part for any purpose whatsoever without a prior written permission from Nikko Asset Management Europe Ltd (Nikko AME). No transaction will be concluded in your jurisdiction and any inquiries regarding the Strategies should be made to Nikko AME.

United Arab Emirates (excluding DIFC): This document and the information contained herein, do not constitute, and is not intended to constitute, a public offer of securities in the United Arab Emirates and accordingly should not be construed as such. The Strategy is only being offered to a limited number of investors in the UAE who are (a) willing and able to conduct an independent investigation of the risks involved in an investment in such Strategy, and (b) upon their specific request.

The Strategy has not been approved by or licensed or registered with the UAE Central Bank, the Securities and Commodities Authority or any other relevant licensing authorities or governmental agencies in the UAE. This document is for the use of the named addressee only and should not be given or shown to any other person (other than

employees, agents or consultants in connection with the addressee's consideration thereof).

No transaction will be concluded in the UAE and any inquiries regarding the Strategy should be made to Nikko Asset Management Europe Ltd.