


Nikko AM KiwiSaver Scheme

# CONSERVATIVE FUND

## Fund Update



## What is the purpose of this update?

This document tells you how the Conservative Fund has performed and what fees were charged. The document will help you to compare the fund with other funds. Nikko AM NZ prepared this update in accordance with the Financial Markets Conduct Act 2013. This information is not audited and may be updated.

## Description of this fund

The Fund aims to achieve a return which exceeds the benchmark return by 1.00% p.a. over a rolling three year period before fees, expenses and taxes. The Conservative Fund invests across a range of actively managed funds to create a diversified portfolio with a focus on lower risk assets.

Total value of the fund	\$256,899
Number of investors in the fund	4
The date the fund started	3 April 2018

## What are the risks of investing?

### Risk indicator for Conservative Fund



The risk indicator is rated from 1 (low) to 7 (high). The rating reflects how much the value of the fund's assets goes up and down. A higher risk generally means higher potential returns over time, but more ups and downs along the way.

To help you clarify your own attitude to risk, you can seek financial advice or work out your risk profile at [www.sorted.org.nz/tools/investor-kickstarter](http://www.sorted.org.nz/tools/investor-kickstarter).

Note that even the lowest category does not mean a risk-free investment, and there are other risks that are not captured by this rating.

This risk indicator is not a guarantee of a fund's future performance. The risk indicator is based on the returns data for the five year period to September 2018<sup>1</sup>. While risk indicators are usually relatively stable, they do shift from time to time. The risk indicator will continue to be updated in future fund updates. See the product disclosure statement (PDS) for more information about the risks associated with investing in this fund.

## How has the fund performed?

	Past year
Annual return (after deductions for charges and tax)	Not applicable
Annual return (after deductions for charges but before tax)	Not applicable
Composite of market index annual return and peer group indices annual return (reflects some deductions for charges <sup>2</sup> and no deductions for tax)	6.48%

Nikko AM is relying on the Financial Markets Conduct (Market Index) Exemption Notice 2018 and have created a composite index in order to calculate the market index annual return. The Manager believes the use of a composite benchmark for these funds would be useful to investors in assessing the performance of the fund as a whole. The composite market index for each fund is made up of the index of the underlying sector funds (where an AMI or PGI is available) multiplied by the respective target investment mix.

Additional information is available on the officer register at [www.companiesoffice.govt.nz/disclose](http://www.companiesoffice.govt.nz/disclose).

## What fees are investors charged?

Investors in the Conservative Fund are charged fund charges. Based on the PDS, dated 31 May 2018, these were expected to be (inclusive of GST where applicable):

	% of net asset value
<b>Total fund charges*</b>	<b>0.76%</b>
Which are made up of:	
<b>Total management and administration charges</b>	<b>0.61%</b>
Including:	
Manager's basic fee	0.61%
Other management and administration charges	0.11%
<b>Total performance-based fees</b>	<b>0.04%</b>
<b>Other charges</b>	\$ amount per investor
Annual membership fee	\$30 per annum

\*Management fees are waived until 31 March 2019

Investors may also be charged individual action fees for specific actions or decisions (for example, for withdrawing from or switching funds). See the Nikko AM KiwiSaver Scheme PDS for more information about those fees.

## Example of how this applies to an investor

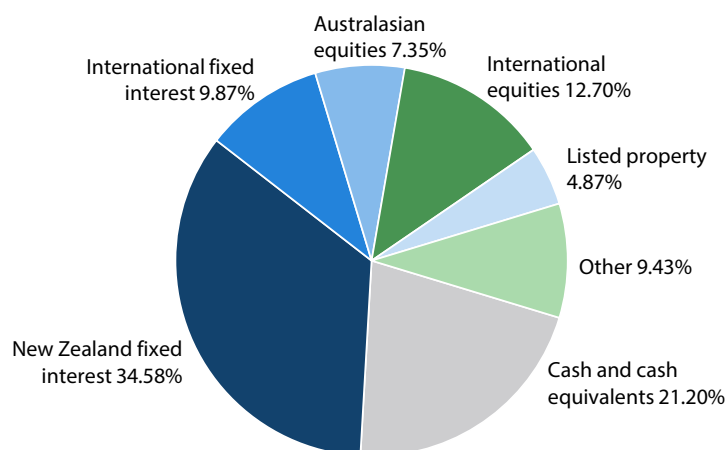
Small differences in fees and charges can have a big impact on your investment over the long term. For the purpose of this example, performance has been calculated from 23 April 2018 when the first investment was made into the fund.

Hayley made the first investment of \$10,000 into the fund and did not make any further contributions. There were no management fees charged during this period. As at 30 September 2018, Hayley received a return after fund charges were deducted of \$397 (that is 3.97% of her initial \$10,000). Hayley also paid \$15 in other charges. This gives Hayley a total return after tax of \$341 for the period ending 30 September 2018.

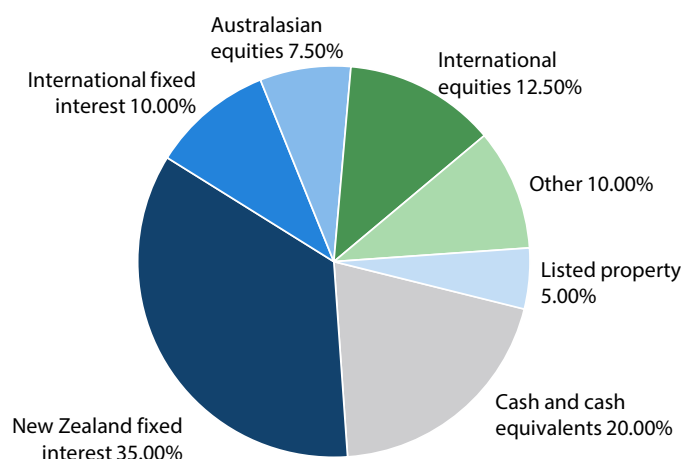
## What does the fund invest in?

This shows the types of assets that the fund invests in.

### Actual investment mix<sup>3</sup>



### Target investment mix<sup>4</sup>



### Top 10 investments

	Name	Percentage of fund's net asset value	Type	Country	Credit rating (if debt securities)
1	JPM Multi Manager Alternatives	4.46%	Other – interest in a diversified fund	LU	n/a
2	Westpac NZD Call Cash Account	3.27%	Cash and cash equivalents	NZ	AA-
3	Bank Of New Zealand 030223 4.261	1.38%	New Zealand fixed interest	NZ	AAA
4	New Zealand Tax Trading Co 231018	1.31%	Cash and cash equivalents	NZ	AA+
5	Kiwibank Limited 130519	1.26%	Cash and cash equivalents	NZ	A+
6	New Zealand Government 150427 4.50	1.23%	New Zealand fixed interest	NZ	AA+
7	Fonterra Co Operative Group Ltd 190625 5.08	1.10%	New Zealand fixed interest	NZ	A-
8	Kiwibank Ltd 290520 4.6475	1.08%	New Zealand fixed interest	NZ	AA+
9	New Zealand Government 150521 6.0	1.05%	New Zealand fixed interest	NZ	AA+
10	Fonterra Cooperative Group Ltd 250222 5.90	0.98%	New Zealand fixed interest	NZ	A-

The total value of the top 10 investments makes up 17.12% of the net asset value of the fund.

## Key personnel

	Name	Current position	Time in current position	Previous or other current position	Time in previous or other current position
1	George Carter	Managing Director and Member of Investment Committee	2 years and 11 months	Director, Head of Distribution, AMP Capital Investors NZ Limited	6 years and 4 months
2	Fergus McDonald	Head of Bonds and Currency and Member of Investment Committee	18 years and 3 months	NZ Fixed Interest Portfolio Manager - Nikko Asset Management New Zealand Limited	10 years and 5 months
3	Stuart Williams	Head of Equities and Member of Investment Committee	4 years and 2 months	Portfolio Manager – OnePath (NZ) Limited	1 year and 7 months
4	James Wesley	Head of Distribution and Member of Investment Committee	4 years and 10 months	Head of Australia, Wholesale – Threadneedle Investments	3 years
5	James Rogers	Head of Product and Operations and Member of Investment Committee	1 year and 6 months	Senior Project Manager – Nikko Asset Management New Zealand Limited	5 months

## Further information

You can also obtain this information, the PDS for the Nikko AM KiwiSaver Scheme, and some additional information from the offer register at <https://www.companiesoffice.govt.nz/disclose>.

## Notes

<sup>1</sup> Because the fund is less than five years old, the risk indicator uses returns data partly from returns of the fund, and partly (for the period October 2013 to March 2018) from the composite index. As a result of this, the risk indicator may provide a less reliable indicator of the potential future volatility of the fund.

<sup>2</sup> The appropriate market index for the JPMorgan Alternative Asset Management Multi-Manager Alternative Fund is net of charges and before the deductions of tax. All other indices are before deductions for charges and tax.

<sup>3</sup> "Other" refers to the JPMorgan Alternative Asset Management Multi-Manager Alternative fund and the Nikko AM Wholesale Option Fund.

<sup>4</sup> All investments in this fund update are described in New Zealand dollars.