


NIKKO AM MULTI-STRATEGY FUND

Monthly Fact Sheet

30 June 2016



Investment objective

The objective of the Fund is to construct a portfolio of permitted investments that outperform the Fund's benchmark return over a rolling three year period before fees, expenses and taxes.

Benchmark

Bloomberg NZBond Bank Bill Index plus 2.5% per annum.

Fund description

The Fund aims to provide investors with access to a multi-manager, multi-strategy investment programme designed to generate capital appreciation over the long term through a portfolio having a diversified risk profile with low volatility and a low correlation with traditional equity and fixed-income markets.

The Fund gains its investment exposure by investing into the Nikko AM Wholesale Multi-Strategy Fund. The Nikko AM Wholesale Multi-Strategy Fund invests into JP Morgan Alternative Asset Management Inc's multi-strategy fund, MSF II.

Currency management

JPMAAM is responsible for hedging foreign currency exposures to NZD and has developed a New Zealand dollar share class for MSF II which the Nikko AM Wholesale Multi-Strategy Fund invests in.

Management fees and other charges

Nikko AM does not charge a management fee to the Fund, nor does it charge a management fee for this Fund's investment into the Nikko AM Wholesale Multi-Strategy Fund. JPMAAM charge a management fee, payable monthly in arrears of 1.0% per annum of the net asset value of funds invested in MSF II, which is directly deducted from MSF II.

Nikko AM may also recover expenses (including the Trustee fee) from the Fund up to a maximum of 0.25% per annum of the Fund's net asset value. Estimate of expenses as at 1 July 2016 are 0.12% per annum.

We act as distributor for JPMAAM in New Zealand and we receive a fee for arrangement of the investment of New Zealand funds in JPMAAM's investment vehicles. This fee is paid to Nikko AM NZ directly by JPMAAM and not from the Fund or MSFII.

Buy/sell spread

Nil

Strategic asset allocation

	Target	Range
Nikko AM Wholesale Multi-Strategy Fund	100%	95% ⇄ 100%
Cash pending investment with manager	0%	0% ⇄ 5%

Refer to the SIPO for full details of permitted investments and restrictions.

Applications

Investments can only be made into the Fund once each month. The table below outlines the application dates for the next period ended June 2017. Refer to the Product Disclosure Statement (PDS) for further information on applications.

Application date	
The date the application money needs to be deposited to Public Trust application account (note that the PIP or custodial service may require the investment to be with them on an earlier date).	
15 August 2016	5 February 2017
15 September 2016	15 March 2017
13 October 2016	13 April 2017
15 November 2016	12 May 2017
13 December 2016	3 June 2017
13 January 2017	

Withdrawals

Withdrawals are processed quarterly with the redemption request required to Nikko AM NZ prior to the redemption date. The following table outlines the dates for 2016 and 2017 that your redemption request is required to be with Nikko AM NZ and the date that your redemption will be processed. Refer to the PDS for further information on withdrawals.

Redemption request date	Redemption date
Redemption request submitted to Nikko AM NZ (note that the PIP or custodial service may require the notice to be with them on an earlier date)	
15 October 2016	31 December 2016
15 January 2017	31 March 2017
15 April 2017	30 June 2017
15 July 2017	30 September 2017
15 October 2017	31 December 2017

Performance

(NZD returns; before tax, after fees and expenses)

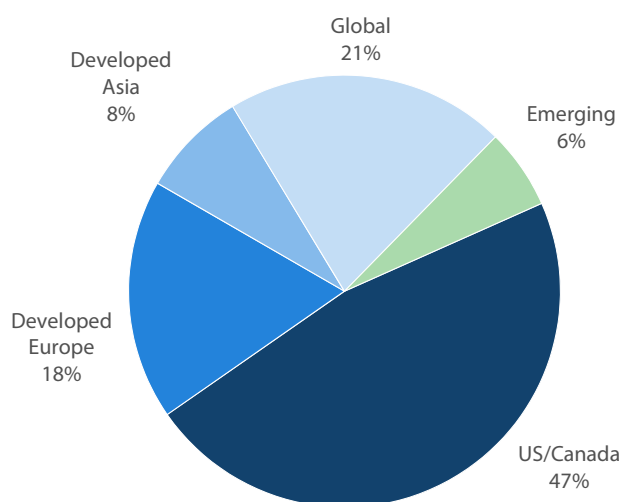
1 month	3 months	6 months	1 year
0.36%	2.04%	-0.07%	-0.19%
2 years (pa)	3 years (pa)	5 years (pa)	Inception (pa)*
2.88%	na	na	3.22%

* April 2014

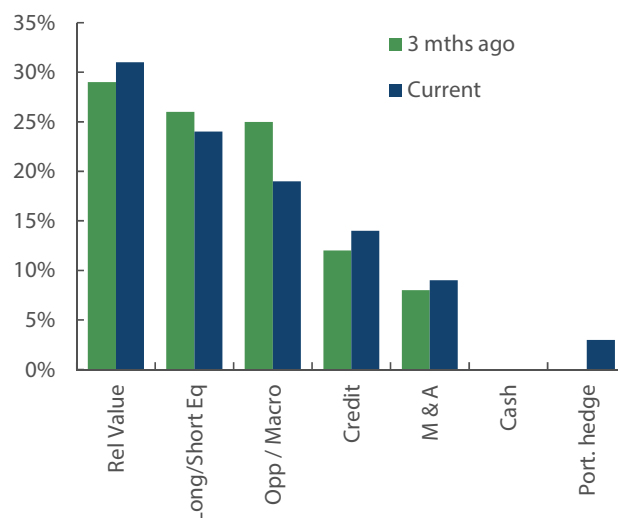
Performance of key investments

Name	Strategy	Latest month	Cal YTD
QVT	Relative Value	-1.25%	-2.23%
Deerfield	Long / Short Equities	4.79%	1.22%
Palomino	Opportunistic / Macro	-0.90%	-0.62%
Senator Global Opportunity Fund	Merger Arbitrage / Event Driven	1.06%	0.28%
Tyrus Capital Event Fund	Merger Arbitrage / Event Driven	-0.35%	4.54%
Key holdings as a percentage of the Fund			16.2%

Portfolio composition by geography



Portfolio composition by strategy



Investment profile

MSF II Ltd currently employs 37 managers

Opportunistic / Macro	10	Merger Arbitrage/Event	2
Long / Short Equities	10	Credit	6
Relative Value	8	Portfolio Hedge	1

All information and data, with the exception of Nikko AM Multi-Strategy Fund performance returns, is as at one month prior to the date shown at the top of this Fact Sheet.

This document is issued by Nikko Asset Management New Zealand Limited (Company No. 606057, FSP No. FSP22562), the investment manager of the Nikko AM NZ Investment Scheme. This information is for the use of researchers, financial advisers and wholesale clients. This material has been prepared without taking into account a potential investor's objectives, financial situation or needs and is not intended to constitute financial advice, and must not be relied on as such. Investors should consult an Authorised Financial Adviser and the relevant Product Disclosure Statement (available on our website). Past performance is not a guarantee of future performance. While we believe the information contained in this document is correct at the date of presentation, no warranty of accuracy or reliability is given and no responsibility is accepted for errors or omissions including where provided by a third party.