



FROM THE FIXED INCOME DESK

Monthly Outlook

Summary

- 10-year US Treasury (UST) yields ended the month at 2.28%, about 11 basis points (bps) lower compared to end-March levels. Mixed economic data and rising geopolitical tensions drove sentiment over the month. Towards the month-end, market sentiment improved after pro-euro French presidential candidate Emmanuel Macron secured the most number of votes in the first round of elections.
- Geopolitical tensions escalated over the month, as North Korea conducted a missile test ahead of a widely anticipated summit between US President Donald Trump and Chinese President Xi Jinping. The US President urged China to cooperate in ending North Korea's nuclear and missile threat, in exchange for better trade terms.
- The Indian central bank left its policy repo rate unchanged, but narrowed the policy rate corridor to 50bps from 100bps. Elsewhere, Bank Indonesia left interest rates unchanged, and eased rules on lenders' reserve requirement ratio.
- Overall Asian credits ended higher in April, with gains driven by lower UST yields, as credit spreads widened. A sizeable amount of new issuance also caused some widening in spreads, especially in more recent issues. Asian high-grade returned 0.47% and Asian high-yield corporates returned 0.67%.
- In China, first quarter GDP growth came in at 6.9% year-on-year (YoY), buoyed by government infrastructure spending and strength in the housing market. Meanwhile, the banking regulator published a set of guidelines aimed at controlling risks in the banking sector.
- Primary market activity remained relatively robust in April. The total issuance amounted to about USD 28.5bn – there were 33 new issues worth around USD 22.1bn from high-

grade and 19 issues worth around USD 6.5bn from high-yield.

- Positive flows into emerging market bonds are likely to persist, as UST yields remain largely range-bound. Against such a backdrop, we foresee high yielders such as Indonesian bonds outperforming. Meanwhile, we remain cautious on Philippine bonds. On the currency front, IDR and INR are expected to outperform on the back of high carry levels, strong foreign direct investment, and more resilient foreign exchange reserves. Conversely, we expect the Philippines' narrowing current account surplus to drag on the PHP.
- While healthy demand should continue to support the Asian credit market, the recent uptick in the supply of new issues is likely to temper any spread tightening. At the same time, valuations are still on the expensive side, with Asian credit spreads at the tighter end of the historical range.

Asian Rates and FX

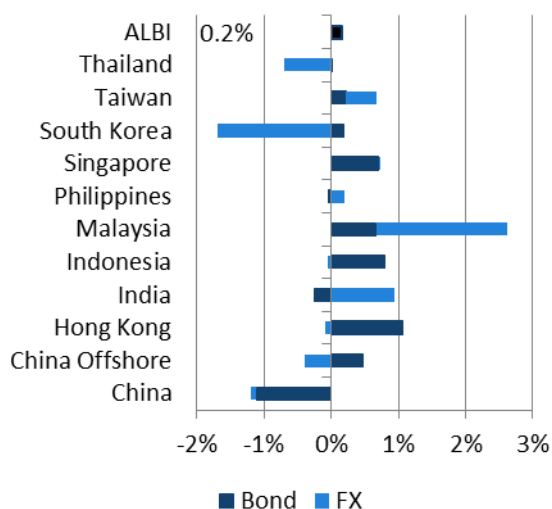
Market Review

- **UST yields ended higher in April**
Yields traded in a tight range at the start of the month. Despite minutes of the March Federal Open Market Committee (FOMC) meeting revealing that the central bank's balance sheet reduction could start "later this year", market reaction was relatively muted as investors assessed this development alongside mixed economic data which included a drop in unemployment rate, a slightly lower ISM manufacturing index and a moderation in factory order growth. A rise in geopolitical tensions subsequently prompted markets to take on a cautious approach. Reports that the US launched a missile attack on Syria and dropped a bomb in Afghanistan, and that its warships were sailing towards the Korean Peninsula, sent UST yields lower. Over in Europe, a surge in far-left French presidential candidate Jean-Luc Melenchon's popularity and the announcement of

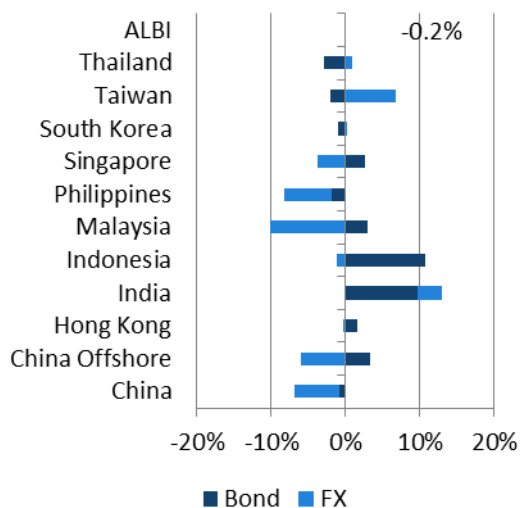
snap elections in the UK further contributed to the subdued trading of risk assets. Market sentiment subsequently improved, and UST yields rose, after pro-euro French presidential candidate Emmanuel Macron secured the most number of votes in the first round of elections, and was deemed likely to score a victory in the final vote due early May. Overall, 10-year UST yields ended the month at 2.28%, about 11 basis points (bps) lower compared to end-March levels.

Markit iBoxx Asian Local Bond Index (ALBI)

For the month ending 30 April 2017



For the year ending 30 April 2017



Note: Bond returns are in local currencies while FX and ALBI returns are in USD. Past performance is not necessarily indicative of future performance. Source: Markit iBoxx Asian Local Currency Bond Indices, Bloomberg, 30 April 2017

Geopolitical tensions escalated

The month saw a broadening of geopolitical concerns. North Korea conducted a missile test ahead of a widely anticipated summit between US President Donald Trump and Chinese President Xi Jinping. Further tests prompted the US to send an aircraft carrier strike group as well as a nuclear submarine to the

region. The US President urged China to cooperate in ending North Korea's nuclear and missile threat, in exchange for better trade terms. Tensions simmered towards the month-end, with the US pledging to step up sanctions to force North Korea to resume dialogue over its nuclear programme – a better outcome than some market expectations of heightened military altercation.

Reserve Bank of India (RBI) narrowed its policy rate corridor

The Indian central bank left its policy repo rate unchanged, but narrowed the policy rate corridor to 50bps from 100bps. According to the RBI, the adjustment was deemed necessary to better align the weighted average call rate to the central bank's policy rate. We note that the government's demonetisation exercise at the end of 2016 had distorted the short-end of the yield curve, as massive liquidity flooded the system. The surprise move caused a jump in the Indian Rupee and a sell-off in Indian bonds. Meanwhile, the RBI warned against upside risks to inflation, citing a possible rise in food prices, effects of GST implementation as well as an increase in pay commission allowances.

Monetary Authority of Singapore (MAS) left FX policy unchanged

The MAS left its FX policy unchanged, and maintained its cautious outlook. Ahead of the release, there were growing expectations of a more hawkish tone in light of an improvement in global growth, which supported strength in the Singapore Dollar. The monetary authority maintained that a "neutral policy stance is appropriate for an extended period", but noted the global growth backdrop had "improved slightly" since its last policy meeting. On the domestic front, MAS declared labour market conditions to "have slackened since the last policy review", and signaled limited upside risks to inflation.

Bank Indonesia (BI) eased rules on lenders' reserve requirement ratio; Jakarta elected a new governor

Bank Indonesia left interest rates unchanged, and eased rules on lenders' reserve requirement ratio. To allow banks some flexibility to better manage liquidity, the central bank lowered the daily minimum primary reserve requirement ratio to 5% from 6.5%. This will take effect from July. However, banks would still ensure that at least a 6.5% average of total deposits is maintained with the central bank in a period of two weeks. Meanwhile, Jakarta Governor Basuki "Ahok" Tjahaja Purnama lost in his re-election bid. Following a campaign that incited political and religious tensions in the Indonesian capital, Anies Baswaden, a former Indonesian education and culture minister, is slated to be the new governor.

Market Outlook

Maintain preference for Indonesian bonds; cautious on Philippine bonds

The Fed's inclination to stay on a gradual tightening path should be supportive of risk assets while capping the pace of increase in UST yields. Positive flows into Emerging Market (EM) bonds are likely to persist, as UST yields remain largely range-

bound. Against such a backdrop, we foresee high yielders like Indian and Indonesian bonds outperforming. Meanwhile, our cautious view on Philippine bonds remains. Strong growth and rising inflation are likely to result in the underperformance of the space relative to peers. We note that the Philippine central bank governor finishes his term in July, and that the administration's favoured candidate for the post has been vocal about his preference for tightening monetary policy.

- **Prefer IDR and INR; cautious on PHP**

We maintain that high carry currencies such as Indonesian Rupiah (IDR) and Indian Rupee (INR) will continue to outperform amongst Asian currencies. Both countries have attracted greater foreign direct investment, resulting in marked improvement in their basic balances. Moreover, monetary authorities in both countries have built back their reserves, and are in a better position to manage currency volatility. Meanwhile, we expect the Philippines' narrowing current account surplus to drag on the Philippine Peso (PHP).

Asian Credits

Market Review

- **Asian credits gained in April**

Overall Asian credits ended higher in April, with gains driven by lower UST yields, as credit spreads widened. A sizeable amount of new issuance also caused some widening in spreads, especially in more recent issues. Asian high-grade returned 0.47% and Asian high-yield corporates returned 0.67%.

- **China's CBRC tightened regulations; Chinese economy grew 6.9% YoY in the first quarter**

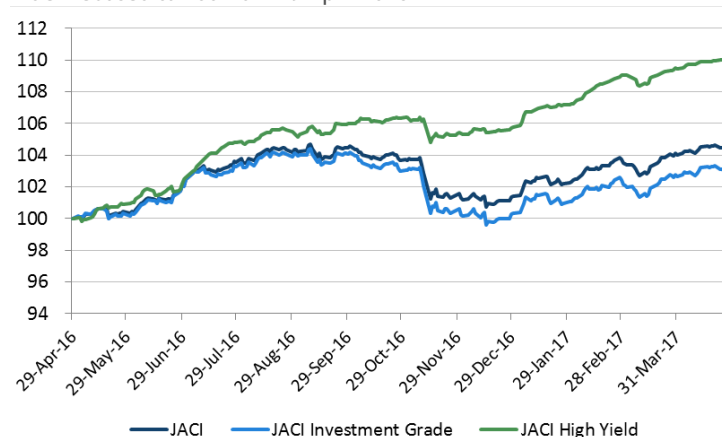
The China Banking Regulatory Commission (CBRC) published a set of guidelines aimed at controlling risks in the banking sector. The guidelines will increase the scope of monitoring liquidity risk to include interbank business, investment, custodian business and wealth management products (WMPs), and covers areas such as property related loans, on and off balance sheet bond holdings, and implicit guarantees. As regulators stepped up efforts to clamp down on potential risks of WMPs in particular, banks have been unwinding their investments, which have caused a squeeze in liquidity conditions in the onshore bond market. Notably, the Chinese central bank described the guidelines as part of financial deleveraging and said it expects more of such measures in the future. Meanwhile, government infrastructure spending and strength in the housing market supported an acceleration in Chinese economic activity in the first quarter of 2017. The 6.9% year-on-year (YoY) growth was the fastest growth rate since the third quarter of 2015.

- **Primary market activity remained busy**

Primary market activity remained relatively robust in April, with total issuance amounting to about USD 28.5bn. There were 33 new issues worth around USD 22.1bn in the high-grade space, while high-yield issuance saw some moderation with 19 new issues worth around USD 6.5bn.

JP Morgan Asia Credit Index (JACI)

Index rebased to 100 from 29 April 2016



Note: Returns in USD. Past performance is not necessarily indicative of future performance. Source: JP Morgan, 30 April 2017

Market Outlook

- **Risk sentiment to remain constructive but risk events linger**

In Asia, concerns are likely to persist over Korea given the ongoing tensions. In early May, the second round of the French presidential elections should continue to be in focus although Emmanuel Macron is widely expected to win this run-off. While the US Federal Reserve (Fed) is not expected to raise rates in the coming FOMC meeting, it seems inclined to stay on a gradual tightening path while beginning to signal its intent to reduce its balance sheet. While China continues with the deleveraging process which is a longer-term positive, the near-term impact from tightening onshore liquidity and rising onshore bond yields bears monitoring.

- **Demand for Asia credit to be supported but supply deluge and valuations suggest caution**

Continued regional demand for USD Asian credit and positive flows into emerging market (EM) hard currency bonds should support the market. However, the recent uptick in the supply of new issues which could continue in the coming month is likely to temper any spread tightening. At the same time, valuations are still on the expensive side, with Asian credit spreads at the tighter end of the historical range.

Important Information

This document is prepared by Nikko Asset Management Co., Ltd. and/or its affiliates (**Nikko AM**) and is for distribution only under such circumstances as may be permitted by applicable laws. This document does not constitute investment advice or a personal recommendation and it does not consider in any way the suitability or appropriateness of the subject matter for the individual circumstances of any recipient.

This document is for information purposes only and is not intended to be an offer, or a solicitation of an offer, to buy or sell any investments or participate in any trading strategy. Moreover, the information in this material will not affect Nikko AM's investment strategy in any way. The information and opinions in this document have been derived from or reached from sources believed in good faith to be reliable but have not been independently verified. Nikko AM makes no guarantee, representation or warranty, express or implied, and accepts no responsibility or liability for the accuracy or completeness of this document. No reliance should be placed on any assumptions, forecasts, projections, estimates or prospects contained within this document. This document should not be regarded by recipients as a substitute for the exercise of their own judgment. Opinions stated in this document may change without notice.

In any investment, past performance is neither an indication nor guarantee of future performance and a loss of capital may occur. Estimates of future performance are based on assumptions that may not be realised. Investors should be able to withstand the loss of any principal investment. The mention of individual stocks, sectors, regions or countries within this document does not imply a recommendation to buy or sell.

Nikko AM accepts no liability whatsoever for any loss or damage of any kind arising out of the use of all or any part of this document, provided that nothing herein excludes or restricts any liability of Nikko AM under applicable regulatory rules or requirements.

All information contained in this document is solely for the attention and use of the intended recipients. Any use beyond that intended by Nikko AM is strictly prohibited.

Japan: The information contained in this document pertaining specifically to the investment products is not directed at persons in Japan nor is it intended for distribution to persons in Japan. Registration Number: Director of the Kanto Local Finance Bureau (Financial Instruments firms) No. 368 Member Associations: The Investment Trusts Association, Japan/Japan Investment Advisers Association/Japan Securities Dealers Association.

United Kingdom and rest of Europe: This document constitutes a financial promotion for the purposes of the Financial Services and Markets Act 2000 (as amended) (FSMA) and the rules of the Financial Conduct Authority (the FCA) in the United Kingdom (the FCA Rules).

This document is communicated by Nikko Asset Management Europe Ltd, which is authorised and regulated in the United Kingdom by the FCA (122084). It is directed only at (a) investment professionals falling within article 19 of the Financial Services and Markets Act 2000 (Financial Promotions) Order 2005, (as amended) (the Order) (b) certain high net worth entities within the meaning of article 49 of the Order and (c) persons to whom this document may otherwise lawfully be communicated (all such persons being referred to as relevant persons) and is only available to such persons and any investment activity to which it relates will only be engaged in with such persons.

United States: This document is for information purposes only and is not intended to be an offer, or a solicitation of an offer, to buy or sell any investments. This document should not be regarded as investment advice. This document may not be duplicated, quoted, discussed or otherwise shared without prior consent. Any offering or distribution of a Fund in the United States may only be conducted via a licensed and registered broker-dealer or a duly qualified entity. Nikko Asset Management Americas, Inc. is a United States Registered Investment Adviser.

Singapore: This document is for information only with no consideration given to the specific investment objective, financial situation and particular needs of any specific person. You should seek advice from a financial adviser before making any investment. In the event that you choose not to do so, you should consider whether the investment selected is suitable for you. Nikko Asset Management Asia Limited is a regulated entity in Singapore.

Hong Kong: This document is for information only with no consideration given to the specific investment objective, financial situation and particular needs of any specific person. You should seek advice from a financial adviser before making any investment. In the event that you choose not to do so, you should consider whether the investment selected is suitable for you. The contents of this document have not been reviewed by the Securities and Futures Commission or any regulatory authority in Hong Kong. Nikko Asset Management Hong Kong Limited is a licensed corporation in Hong Kong.

Australia: Nikko AM Limited ABN 99 003 376 252 (**Nikko AM Australia**) is responsible for the distribution of this information in Australia. **Nikko AM Australia** holds Australian Financial Services Licence No. 237563 and is part of the Nikko AM Group. This material and any offer to provide financial services are for information purposes only. This material does not take into account the objectives, financial situation or needs of any individual and is not intended to constitute personal advice, nor can it be relied upon as such. This material is intended for, and can only be provided and made available to, persons who are regarded as Wholesale Clients for the purposes of section 761G of the Corporations Act 2001 (Cth) and must not be made available or passed on to persons who are regarded as Retail Clients for the purposes of this Act. If you are in any doubt about any of the contents, you should obtain independent professional advice.

New Zealand: Nikko Asset Management New Zealand Limited (Company No. 606057, FSP22562) is the licensed Investment Manager of Nikko AM NZ Investment Scheme and the Nikko AM NZ Wholesale Investment Scheme.

This material is for the use of researchers, financial advisers and wholesale investors (in accordance with Schedule 1, Clause 3 of the Financial Markets Conduct Act 2013 in New Zealand). This material has been prepared without taking into account a potential investor's objectives, financial situation or needs and is not intended to constitute personal financial advice, and must not be relied on as such. Recipients of this material, who are not wholesale investors, or the named client, or their duly appointed agent, should consult an Authorised Financial Adviser and the relevant Product Disclosure Statement or Fund Fact Sheet (available on our website www.nikkoam.co.nz).

Kingdom of Bahrain: The document has not been approved by the Central Bank of Bahrain which takes no responsibility for its contents. No offer to the public to purchase the Strategy will be made in the Kingdom of Bahrain and this document is intended to be read by the

addressee only and must not be passed to, issued to, or shown to the public generally.

Kuwait: This document is not for general circulation to the public in Kuwait. The Strategy has not been licensed for offering in Kuwait by the Kuwaiti Capital Markets Authority or any other relevant Kuwaiti government agency. The offering of the Strategy in Kuwait on the basis a private placement or public offering is, therefore, restricted in accordance with Decree Law No. 7 of 2010 and the bylaws thereto (as amended). No private or public offering of the Strategy is being made in Kuwait, and no agreement relating to the sale of the Strategy will be concluded in Kuwait. No marketing or solicitation or inducement activities are being used to offer or market the Strategy in Kuwait.

Kingdom of Saudi Arabia: This document is communicated by Nikko Asset Management Europe Ltd (Nikko AME), which is authorised and regulated by the Financial Services and Markets Act 2000 (as amended) (FSMA) and the rules of the Financial Conduct Authority (the FCA) in the United Kingdom (the FCA Rules). This document should not be reproduced, redistributed, or sent directly or indirectly to any other party or published in full or in part for any purpose whatsoever without a prior written permission from Nikko AME.

This document does not constitute investment advice or a personal recommendation and does not consider in any way the suitability or appropriateness of the subject matter for the individual circumstances of any recipient. In providing a person with this document, Nikko AME is not treating that person as a client for the purposes of the FCA Rules other than those relating to financial promotion and that person will not therefore benefit from any protections that would be available to such clients.

Nikko AME and its associates and/or its or their officers, directors or employees may have or have had positions or material interests, may at any time make purchases and/or sales as principal or agent, may provide or have provided corporate finance services to issuers or may provide or have provided significant advice or investment services in any investments referred to in this document or in related investments. Relevant confidential information, if any, known within any company in the Nikko AM group or Sumitomo Mitsui Trust Bank group and not available to Nikko AME because of regulations or internal procedure is not reflected in this document. The investments mentioned in this document may not be eligible for sale in some states or countries, and they may not be suitable for all types of investors.

Oman: The information contained in this document neither constitutes a public offer of securities in the Sultanate of Oman as contemplated by the Commercial companies law of Oman (Royal decree 4/74) or the Capital Markets Law of Oman (Royal Decree 80/98), nor does it constitute an offer to sell, or the solicitation of any offer to buy non-Omani securities in the Sultanate of Oman as contemplated by Article 139 of the Executive Regulations to the Capital Market law (issued by Decision No. 1/2009). This document is not intended to lead to the conclusion of any contract of whatsoever nature within the territory of the Sultanate of Oman.

Qatar (excluding QFC): The Strategies are only being offered to a limited number of investors who are willing and able to conduct an independent investigation of the risks involved in an investment in such Strategies. The document does not constitute an offer to the public and should not be reproduced, redistributed, or sent directly or indirectly to any other party or published in full or in part for any purpose whatsoever without a prior written permission from Nikko Asset Management Europe Ltd (Nikko AME). No transaction will be

concluded in your jurisdiction and any inquiries regarding the Strategies should be made to Nikko AME.

United Arab Emirates (excluding DIFC): This document and the information contained herein, do not constitute, and is not intended to constitute, a public offer of securities in the United Arab Emirates and accordingly should not be construed as such. The Strategy is only being offered to a limited number of investors in the UAE who are (a) willing and able to conduct an independent investigation of the risks involved in an investment in such Strategy, and (b) upon their specific request.

The Strategy has not been approved by or licensed or registered with the UAE Central Bank, the Securities and Commodities Authority or any other relevant licensing authorities or governmental agencies in the UAE. This document is for the use of the named addressee only and should not be given or shown to any other person (other than employees, agents or consultants in connection with the addressee's consideration thereof).

No transaction will be concluded in the UAE and any inquiries regarding the Strategy should be made to Nikko Asset Management Europe Ltd.